



Published by the Peter Underwood Centre

February 1, 2021

Drawn to cartooning career: Page 2

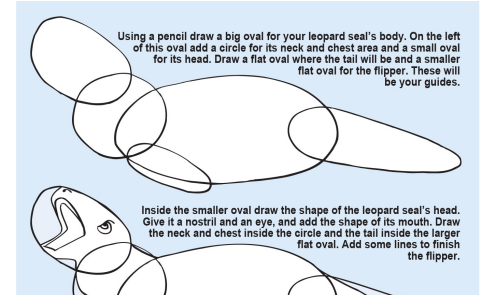


Follow us on Facebook




[www.facebook.com/UnderwoodCentre/](http://www.facebook.com/UnderwoodCentre/)

Learn to draw a leopard seal: Page 2



# COMIC RELIEF



HAVE you ever drawn a cartoon?

It is fun to create cartoons of your own.

A cartoon is a drawing, or a series of drawings, often intended to make us laugh.

The characters are drawn in a non-realistic or semi-realistic style, and often certain characteristics are exaggerated.


The images are usually combined with text, which can appear in speech bubbles or captions.

Cartoons are generally divided into two types, gag cartoons, which include political cartoons, and comic strips.

Comic strips, such as the one pictured right, appear in newspapers and magazines.

No doubt some of you read comic books, which are a series

MEANWHILE, ON THE MEXICAN SIDE OF DONALD TRUMP'S WALL...



of cartoons in a magazine format.

Comic books have evolved over time.

The success of fictional superhero Superman, who first appeared in a publication by DC Comics in 1938, led to the

emergence of the very popular superhero genre.

Science fiction comic books are also very popular.

Political cartoons are published in a newspaper alongside the editorial.

The cartoon pictured top right by

award-winning Tasmanian cartoonist John 'Polly' Farmer is an example.

These cartoons are a visual commentary of the major political events of the day.

Political cartoons are also generally (but not always)

intended to be humorous for readers, but can be quite critical of people, particularly politicians.

The target of the humour, in this case former US President Donald Trump, may not always be amused.

**Continued Page 2**

# Drawn to a career in cartooning

TASMANIAN cartoonist John 'Polly' Farmer has simple advice for anyone interested in cartooning.

"The best advice I can give anyone who wants to get into cartooning is to draw as much as you can," John said.

"Find cartoonists whose work you like, incorporate some of what they do in your stuff and remember to enjoy what you're doing.

"Over time your own style will develop."

But John also said drawing is something everyone should do.

"I think drawing is one of the best creative outlets there is and would encourage everyone to have a go.

"Some people have a greater ability to draw than others, but anybody who wants to put in some time and practice can improve."

John didn't set out to become a cartoonist, but at the age of seven or eight laid his eyes on *Asterix the Gaul*, the first book in the Asterix comic book series by Rene Goscinny and Albert Uderzo.

"I was very impressed by the beauty of the linework and the cleverness of the characters' names," he said.

"Over time I collected all the Asterix books, all of Herge's *Tintin* titles and many other works of a similar nature.

"The *Mercury's* cartoonist Kev Bailey lived around the corner and I started to take an interest in the cartoons he drew."

## Take on the cartoon challenge

### From Page 1

Animated films, are also known as cartoons.

**Your challenge** is to create a cartoon of your own.

This could be a single drawing or series of drawings.

With practice and patience, John learned some of the fundamentals of drawing such as perspective and proportion.

But he still never imagined being a professional cartoonist.

In 1984 he landed a part-time job in the *Mercury* advertising department drawing houses for real estate advertising.

To his great surprise, John was then given the opportunity to draw two political cartoons a week for the newspaper.

The rest, as they say, is history.

John went on to become head artist at the *Mercury*, and has drawn thousands of cartoons and caricatures since then.

He is now working as a freelance artist, but is still supplying political cartoons to his former employer.

This artform requires him to be on top of all the major issues in the news, and to come up with an idea for a cartoon that is thought-provoking and generally funny.

There are some occasions when his cartoons need to be serious.

If you are a regular reader of *The Wonder Weekly* you will be aware that John supplies each edition with a puzzle or activity of some sort.


He also created the caricature of *The Wonder Weekly* mascot, Professor Finn, the red handfish.

The next time you see a copy of the *Mercury*, look for a cartoon by John, and see whether you can find the hidden Polly the Parrot somewhere within the drawing.

You can create your own political cartoon, or even a comic book if you really like drawing.

Children's University Tasmania members can earn stamps in their passports for this challenge, at the discretion of their school coordinator.

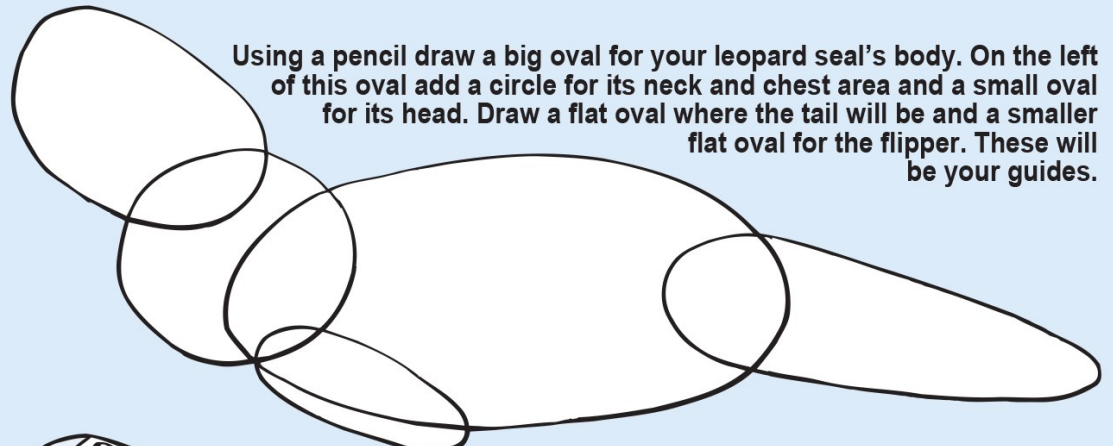
John Farmer is an award winning cartoonist whose work has appeared in the *Mercury* for more than 30 years. He has released a book of his work titled *A minute of your time...30 years of cartoons by John 'Polly' Farmer*, which can be purchased online at [johnpollyfarmer.com.au](http://johnpollyfarmer.com.au)



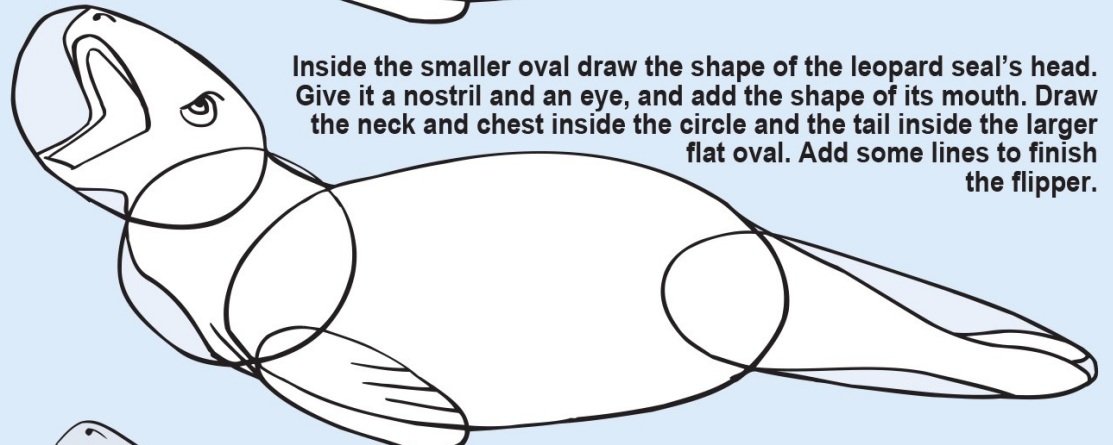
## ?? DID YOU KNOW??

Leopard seals are streamlined and built for speed. They hunt penguins and young seals. Fish, squid and krill are also important parts of their diet.

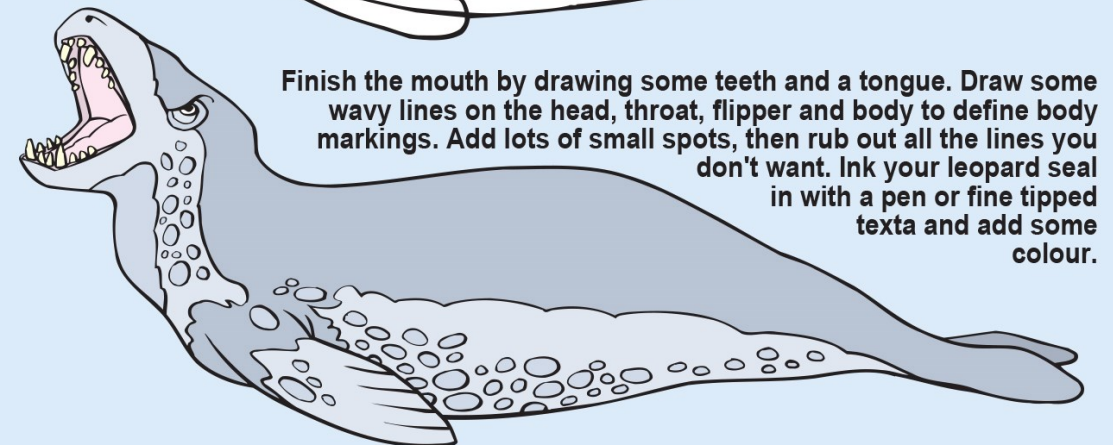
### How to draw a LEOPARD SEAL



Using a pencil draw a big oval for your leopard seal's body. On the left of this oval add a circle for its neck and chest area and a small oval for its head. Draw a flat oval where the tail will be and a smaller flat oval for the flipper. These will be your guides.



Inside the smaller oval draw the shape of the leopard seal's head. Give it a nostril and an eye, and add the shape of its mouth. Draw the neck and chest inside the circle and the tail inside the larger flat oval. Add some lines to finish the flipper.



Finish the mouth by drawing some teeth and a tongue. Draw some wavy lines on the head, throat, flipper and body to define body markings. Add lots of small spots, then rub out all the lines you don't want. Ink your leopard seal in with a pen or fine tipped texta and add some colour.