

# UNIVERSITY OF TASMANIA ANNUAL REPORT 1997

---

To His Excellency  
The Honourable Sir Guy Green, AC, KBE, LLB, HonLLD,  
Governor of Tasmania

**May it please Your Excellency:**

The Council of the University of Tasmania, in conformity with the provisions of the University of Tasmania Act 1992, has the honour to report, for Your Excellency's information, the proceedings of the University for the year 1997 and to present the financial statements for that year.



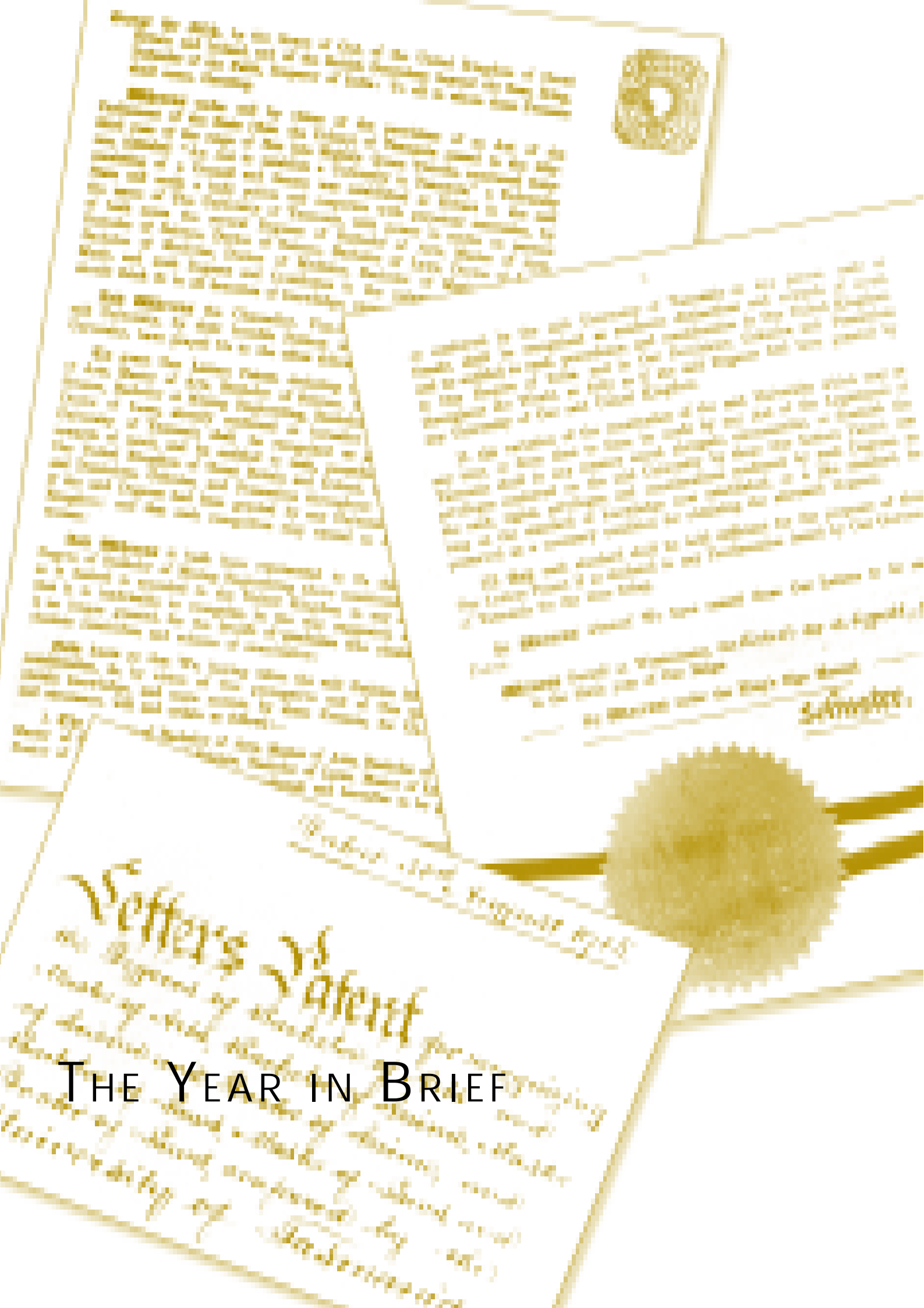
K C Boyer  
Acting Chancellor  
June 1998



# ANNUAL REPORT CONTENTS

---

<b>The Year in Brief</b> .....	<b>4</b>	<b>International Developments</b> .....	<b>37</b>
Mission .....	5	The International University .....	38
Goals .....	5	Association of Universities of Asia and the Pacific Conference .....	39
Vice-Chancellor's Overview .....	5	International Developments in the Schools .....	40
Statistical Summary .....	7	<b>Academic Support Services</b> .....	<b>41</b>
<b>Organisation and Governance</b> .....	<b>9</b>	University Library .....	42
Brief History of the University of Tasmania .....	10	Student Services .....	42
University Functions and Structure .....	10	North-West Centre .....	44
Management and Planning .....	10	Riawunna .....	46
Council .....	12	Information Technology Services .....	46
High Officers .....	14	<b>Community Service and Public Relations</b> .....	<b>49</b>
Senior Executives .....	14	Cultural Activities .....	50
Major Committees .....	14	Tasmania 2010 Forums .....	50
<b>Teaching and Learning</b> .....	<b>15</b>	Student Recruitment .....	51
Academic and Course Developments .....	16	University of Tasmania Alumni .....	52
Developments in the Schools .....	19	University Foundation .....	52
Student Evaluation of Teaching and Learning...	22	University Awards .....	53
Teaching Development Funds .....	22	School and Centre Links with the Community .	53
Committee on University Teaching and Staff Development .....	23	<b>Human Resources</b> .....	<b>57</b>
Teaching Excellence Awards Scheme .....	23	Staff Statistics .....	58
Teaching Merit Certificates.....	23	<b>Facilities &amp; Campus Development</b> .....	<b>63</b>
Teaching Development Grants .....	23	Property Services .....	64
Enrolment Statistics .....	23	Campus Services .....	65
Graduate Outcomes.....	26	<b>Commercial Activities</b> .....	<b>66</b>
Student Achievements .....	28	Unitas Consulting Ltd .....	67
Tasmania Scholarships .....	29	<b>Benefactors</b> .....	<b>69</b>
West North-West Bursaries .....	29	<b>Financial Statements</b> .....	<b>71</b>
<b>Research</b> .....	<b>30</b>	Operating Statement .....	72
Research Management .....	31	Statement of Financial Position .....	73
Research Infrastructure .....	31	Statement of Cash Flows .....	74
Some Highlights of Research Activity .....	31	Notes to and Forming Part of the Financial Statements .....	75
Research in the Schools .....	33	Certificate of The University of Tasmania .....	98
		Audit Report .....	99



# THE YEAR IN BRIEF

WOMEN'S WORK

1	2	3	4	5	6	7	8	9	10
11	12	13	14	15	16	17	18	19	20
21	22	23	24	25	26	27	28	29	30
31	32	33	34	35	36	37	38	39	40
41	42	43	44	45	46	47	48	49	50
51	52	53	54	55	56	57	58	59	60
61	62	63	64	65	66	67	68	69	70
71	72	73	74	75	76	77	78	79	80
81	82	83	84	85	86	87	88	89	90
91	92	93	94	95	96	97	98	99	100

## Mission

*The University of Tasmania is committed to the creation, preservation, communication, and application of knowledge. It will express this commitment through scholarship which is international in scope but which also reflects the distinctiveness of Tasmania and serves the needs of its community.*

## Goals

In pursuing its Mission the University of Tasmania is committed to:

- Securing a national and international reputation for scholarship that will guarantee a permanent place for the University of Tasmania among Australia's best universities.
- Continuing to develop a teaching and learning environment of the highest quality.
- Encouraging and supporting excellent basic and applied research and research training.
- Making important distinctive and excellent contributions to the community, industry, government and scholarly communities.
- Providing lifelong learning opportunities.
- A lifelong association with its graduates.
- Remaining a strong, independent, and autonomous institution.
- Giving practical expression to its role as Tasmania's university by
  - Serving the general educational needs of Tasmania.
  - Enriching the culture and advancing the economic and social interests of Tasmania.
  - Making important, distinctive, and excellent contributions to learning in fields of study of particular relevance to Tasmania.

## Vice-Chancellor's Overview

During 1997 the University built on the initiatives outlined in my overview to the 1996 Annual Report, in response to the reduction in funds from the Commonwealth Government. Academic structures were revised, which will see the seven school model move to one of five faculties, and a number of departments amalgamated, from 1 January 1998.

The University's enrolment profile is critical to the maintenance of our Commonwealth funding. As well as the direct Budget cuts from 1996 there were a number of changes to the Government's policies on the higher education sector, which posed fresh challenges. Differential charges under the Higher Education Contribution Scheme, with significantly higher rates for all new students may well have dramatically reduced demand in a number of areas, particularly in Science. Changes to eligibility rules for Austudy also affected student demand for University places. In the light of these changes the University's enrolment outcomes were reasonable in 1997, with enrolments at the first census on 31 March being 9285 EFTSU, 100 above our target of 9185 EFTSU. The load at the second census on 31 August had reduced to 9063 EFTSU.

## Serving the needs of the State

The Commonwealth State inquiry into the State economy by Peter Nixon afforded the University the opportunity to suggest areas where its activities and resources could be better developed to serve the State's interests. The University's proposals relating to research and development in the areas of food and fibre, and electronic commerce, were subsequently taken up in the Premier's New Directions Statement, in May 1997.

The Food and Fibre proposal resulted in two initiatives. The first was the establishment of the Tasmanian Institute of Agricultural Research (TIAR), which has three centres for research and development — a southern centre focusing on horticulture; a northern centre focusing on pastures and animal production and a north-west centre focusing on dairy and vegetable crops.

Second, the University and the Department of Primary Industry and Fisheries (DPIF) have announced plans to combine their marine research and development resources to form the Tasmanian Aquaculture and Fisheries Institute, which will undertake research and research training relevant to the economic development of Tasmania's marine resources—both wild fisheries and aquaculture. The Institute will have three centres of activity — the University's Department of Zoology in Hobart, the Department of Aquaculture in Launceston and the DPIF's Marine Research Laboratories at Taroona.

The State Government and the University have also established the Tasmanian Electronic Commerce Centre (TECC) to assist industry sectors and enterprises to access new marketing, distribution and trading opportunities and to understand how the nature of their business will be changed by advanced communications technology.

International education is also of importance to the State. During 1997 the University also worked with the Department of Education, Community and Cultural Development, to develop a Memorandum of Understanding (MOU) between the Department, the University, the Australian Maritime College, the Department of Vocational Education and Training and the Association of Independent Schools Australia (Tasmania) to develop a co-ordinated State-wide approach to international marketing which will give Tasmania a single, distinctive image in the international education market.

## **Partnerships and sharing resources**

The University has worked hard to co-ordinate its activities with other providers of post-compulsory education. In February the University of Tasmania and the State Government, in co-operation with the Australian Maritime College (AMC) and industry, announced a joint review of engineering education in the State. The recommendations of the 'Review of Engineering Education' were accepted by the Minister, the University, and the Australian Maritime College. A key recommendation of the report was the establishment of an advisory 'Tasmanian Board of Engineering Education', responsible for the co-ordination of integrated, State-wide engineering education. It will advise the State Government and engineering education institutions in Tasmania and encourage co-operation designed to make the education process more efficient and effective.

The AMC will continue as a provider of naval architecture and ocean engineering professional courses, but will develop a curriculum which will allow it to offer the common first two years of the University course in Launceston. Students wishing to complete a degree in engineering at the University will then be able to join the program on the Hobart campus.

The University has now agreed to commence planning with the Launceston City Council and the Inveresk Railway Management Authority for the joint University/TAFE Arts Academy at the Inveresk Railway site in Launceston, securing the future of arts programs in the North of the State. Planning between the partners will progress in 1998 for program offerings and building work, which should commence in 1999.

A number of other collaborative arrangements were set in train during 1997.

In May the Federal Government announced a total of \$2 million in core funding over four years for the establishment of a new Department of Rural Health at the University. The Department will have strong strategic ties and a close working relationship with the Tasmanian Department of Community and Health Services in the provision of a State-wide rural health care service. It will be based in Launceston and is one of six rural health departments to be set up in Australian universities.

In addition to these specific collaborative initiatives the University continues to run its 'Tasmania 2010' fora, of which there have been 12 since they began in 1993. Three were held in 1997 on the topics of 'The Nixon Report', 'Is Value Adding a Real Possibility for the North-West Coast' and most recently, 'The Pathfinders'. In hosting these forums the University acts as an honest broker, bringing together key institutions and individual decision makers for constructive strategic planning. The fora play a vital networking role for the University, merging the roles of university as benefactor and as beneficiary.

## **Research**

Year long preparation through 1997 resulted in the culmination of a number of agreements for funding research activity. This included negotiations with AMRAD to provide funding to the Menzies Centre for \$500,000 a year, for a five year period in the first instance.

# THE YEAR IN BRIEF

In the theme areas, a recognition of our research strength in Antarctic studies was reflected in the awarding of \$168,000 in direct funding combined, with in-kind support valued at \$1,797,800 from the Antarctic Science Advisory Committee.

At the end of the year the Australian Research Council announced 15 new Large grants worth \$793,000 and 9 SPIRT grants (which allows for 7 scholarships, 1 fellowship and 6 collaborative projects) valued at \$497,135. Funds awarded for the Small grants round were \$735,200. The NHMRC awarded 5 new grants valued at \$288,104 that included a 5 year extended grant. This was the only one offered nationally.

## Student Services

The University was proud to win the inaugural Australian Award for University Teaching in the category of Services for Australian Students. This award, of \$100,000, was in recognition of the University's achievement in providing a supportive learning environment on the North-West Coast.

## Diversifying the funding base

With the decline in funding from the Commonwealth, the University commissioned Dr Thomas Girgensohn to identify funding sources and realistic targets for generating additional income. The report was received late in the year and one of the challenges for 1998 will be to develop appropriate strategies and structures to enable the realisation of outcomes in this area.

## Staffing

A large number of staff left the University during 1997 as part of its voluntary early retirement program and we farewelled them with gratitude for their commitment and service. Some had worked at the University and its antecedent institutions for many years. Those who left the University during the year included six members of the professoriate: Professors Cotton, Forteach, Menary, Murfet, Thomson and Varne, one of the Deputy Principals, Mr Bob Cleary and the Pro Vice-Chancellor (Research), Professor Pip Hamilton, who has become the Pro Vice-Chancellor (Research) at Deakin University. New appointments included Professor Lucy Frost to the Chair in English and Associate Professor Robert Bland as head of the discipline of Social Work.

## Statistical Summary

### Finance @ 31st December 1997

\$'000	\$'000	%
<b>Total Income</b>	<b>162,080</b>	<b>100%</b>
Commonwealth government grants	100,533	62%
Education Contribution Scheme	26,257	16%
Tasmanian government grants	3,103	1%
Other research grants and contracts	3,860	3%
Scholarships and prizes	525	0%
Donations and bequests	1,336	1%
Investment income	5,666	4%
Fees and charges	12,743	8%
Other	8,057	5%
<b>Total Expenditure</b>	<b>141,317</b>	<b>100%</b>
Academic activities	90,737	64%
Libraries	5,196	4%
Other academic support services	9,127	6%
Student services	4,935	4%
Public services	2,290	2%
Buildings and grounds	6,238	4%
Admin. & other general institutional services	19,568	14%
Other	3,226	2%

### Students, Staff & Finance 1992-1997

	1992	1993	1994	1995	1996	1997
<b>Students (EFTSU)</b>						
L'ton	3591	3622	3605	3178	3222	3315
Hobart	5760	5932	6064	6512	6575	6509
NW Centre				110	150	193
Other				192	221	226
<b>Total</b>	<b>9351</b>	<b>9554</b>	<b>9669</b>	<b>9992</b>	<b>10168</b>	<b>10243</b>
% change	5%	2%	1%	3%	2%	1%
<b>Staff (FTE, incl. casual)</b>						
L'ton	507	492	537	479	483	451
Hobart	1145	1195	1165	1182	1145	1041
NW Centre				3	6	10
Unknown (cas.)			75	54	79	137
<b>Total</b>	<b>1652</b>	<b>1687</b>	<b>1777</b>	<b>1718</b>	<b>1712</b>	<b>1640</b>
% change	1%	2%	5%	-3%	0%	-4%
<b>Income (\$'000)</b>	128,766	137,547	154,032	139,831	155,972	162,080
% change	-1%	7%	12%	-9%	12%	4%
<b>Expenditure (\$'000)</b>	126,966	129,832	131,936	140,568	144,984	141,317
% change		2%	2%	7%	3%	-3%

# THE YEAR IN BRIEF

## Students @ 31 March 1997

Enrolments (No.)	L'ton	Hobart	NWC	Other	Total	%
<b>Total</b>	<b>4054</b>	<b>7871</b>	<b>324</b>	<b>362</b>	<b>12611</b>	<b>100%</b>
Commencing	1539	2819	143	122	4623	37%
Women	2332	4099	214	201	6846	54%
Men	1722	3772	110	161	5765	46%
Full-time	2885	5648	130	138	8801	70%
Part-time	1169	2223	194	224	3810	30%
Full-fee Overseas	203	572	0	296	1071	8%
Level of Course	4054	7871	324	362	12611	100%
Higher Degree research	136	643	0	3	782	6%
Higher Degree coursework	155	302	1	1	459	4%
Other Postgraduate	225	297	11	2	342	3%
Undergraduate	3472	6512	283	352	10812	86%
Other	66	117	29	4	216	2%
<b>Graduates (1996)</b>	<b>852</b>	<b>1818</b>	<b>11</b>	<b>116</b>	<b>2797</b>	<b>100%</b>
Women	476	973	9	46	1504	54%
Men	376	845	2	70	1293	46%
<b>Student Load (EFTSU)</b>	<b>L'ton</b>	<b>Hobart</b>	<b>NWC</b>	<b>Other</b>	<b>Total</b>	<b>%</b>
<b>Total</b>	<b>3315</b>	<b>6509</b>	<b>193</b>	<b>226</b>	<b>10243</b>	<b>100%</b>
Commencing	1268	2397	101	65	3831	37%
<b>DEET Funded Total</b>	<b>3108</b>	<b>5945</b>	<b>191</b>	<b>40</b>	<b>9284</b>	<b>91%</b>
Commencing	1197	2218	99	15	3529	34%
Science & Technology	638	1579	12	2	2231	22%
Commerce & Law	366	1596	51	190	2204	22%
Humanities & Social Sciences	381	1318	45	24	1768	17%
Health Science	544	642	39	0	1224	12%
Education	849	230	47	6	1132	11%
Visual & Performing Arts	285	580	0	1	866	8%
Architecture & Engineering	228	521	0	3	752	7%
Other Programs	24	43	0	0	67	1%

## Staff @ 31 March 1997

Persons (No.)	L'ton	Hobart	NWC	Total	%
<b>Total (Excl. casual)</b>	<b>467</b>	<b>1080</b>	<b>12</b>	<b>1559</b>	<b>100%</b>
Academic	220	471	4	695	45%
General	247	609	8	864	55%
Full-time (FT)	402	886	5	1293	83%
Fractional full-time (FFT)	65	194	7	266	17%
Tenure or Continuing	288	641	4	933	60%
Fixed term	179	439	8	626	40%
Women	218	445	8	671	43%
Men	249	635	4	888	57%
<b>Full-Time Equivalent</b>	<b>L'ton</b>	<b>Hobart</b>	<b>NWC</b>	<b>Total</b>	<b>%</b>
<b>Total</b>	<b>451</b>	<b>1041</b>	<b>10</b>	<b>1640</b>	<b>100%</b>
Casual (Campus is not always known)	14	52	1	203	12%
<b>Total (Excl. casual)</b>	<b>438</b>	<b>990</b>	<b>9</b>	<b>1437</b>	<b>100%</b>
Academic support	47	123	6	177	12%
General services	106	163	1	270	19%
CRC	0	51	0	51	4%
Independent operations	0	1	0	1	0%
Academic activities	284	651	3	937	100%
- Teaching & Research	196	344	3	542	58%
- Research only	5	63	0	68	7%
- General support staff	84	243	0	327	35%
- Science & Technology	67	239	1	307	33%
- Health Science	53	136	0	189	20%
- Humanities & Social Sciences	28	80	0	108	12%
- Commerce & Law	30	74	0	104	11%
- Architecture & Engineering	27	50	0	77	8%
- Education	53	20	2	74	8%
- Visual & Performing Arts	22	47	0	70	7%
- Other Programs	4	4	0	8	1%





# ORGANISATION AND GOVERNANCE

## Brief History of the University of Tasmania

The University of Tasmania was established by Act of the Colony's Parliament on 1 January 1890. The first degrees (to graduates admitted *ad eundem gradum*) and diplomas were awarded in June 1890.

The present University was formed in 1991 through a merger of the University of Tasmania with the Tasmanian State Institute of Technology (founded in 1968) and now has campuses in Hobart (where the main campus is located at Sandy Bay in the suburbs of Hobart, and the Medical School, the Tasmanian School of Art, and the Conservatorium of Music in the city centre), and in the northern Tasmanian city of Launceston. The University's North-West Centre is located in the city of Burnie. Additional facilities include the University Farm, located at Cambridge in the south of the State, and radiotelescopes located at Cambridge and at Ceduna in South Australia.

The University's current enabling legislation is the *University of Tasmania Act 1992* of the Parliament of Tasmania. Under the provisions of the Act the Council of the University is required to report to the Governor of Tasmania and to the Minister on the proceedings of the University after the end of each financial year.

## University Functions and Structure

The functions of the University as prescribed in the *University of Tasmania Act 1992* are:

- (a) to advance, transmit and preserve knowledge and learning;
- (b) to encourage and undertake research;
- (c) to promote and sustain teaching and research to international standards of excellence;
- (d) to encourage and provide opportunities for students and staff to develop and apply their knowledge and skills;
- (e) to provide educational and research facilities appropriate to its other functions;
- (f) to promote access to higher education having regard to principles of merit and equity; and
- (g) to engage in activities which promote the social, cultural and economic welfare of the community and to make available for those purposes the resources of the University.

The University is governed by a 24 member Council. The Council appoints the Vice-Chancellor and Principal who is the chief academic and executive officer of the University.

The Council is advised by an Academic Senate on all academic matters in the University.

During 1997, the University's academic structures were reviewed in terms of four primary objectives:

- supporting teaching and research in the primary academic units;
- integrating academic policy making, planning, and resource allocation;
- improving communication flow and the speed of decision making, and
- reducing administrative costs and improving efficiencies.

In late 1997 Council approved a new academic structure for the University to be established from 1 January 1998, based on five faculties. Each Faculty will be headed by a Dean who will be responsible for academic activities and resource allocation and management in the Faculty.

Each faculty will comprise a number of schools (formerly departments). Thirty eight schools will be established from 1 January 1998, formed from 45 former departments in 1996. The schools are the primary academic units in the University and conduct teaching, assessment and research activities.

Each faculty will have an executive committee, comprising the heads of schools and chairs of degrees boards in the faculty, to assist the Dean in the administration and monitoring of courses, teaching and assessment.

The faculties will have one or more degree boards to provide advice to the Dean and the Academic Senate on course content, admission requirements and academic assessment. The degree boards will consist of the Dean, all academic staff of the relevant schools, student and external members, and representatives of service teaching schools.

A chart of the new organisational arrangements for the University, effective from 1 January 1998, is shown on the following page.

## Management and Planning

The Vice-Chancellor is assisted by the Deputy Vice-Chancellor, Pro-Vice-Chancellor (Research), Pro-Vice-Chancellor (Information Systems), and the Deputy Principal, who each head a Division providing academic and administrative support services.

The University operates under a formal model of strategic planning. The broad strategic plan for the University, expressed in the document *Planning for a New Century Parts I-IV* comprise a statement of mission and goals and part V, annual operational



# ORGANISATION AND GOVERNANCE

---

plans. Academic and administrative support units are required to prepare their own strategic plans consistent with the University Plan, to inform resource allocation and other decisions.

These plans are used to formulate the University's Educational Profile, the basis for funding submissions to the Commonwealth Government. The Profile establishes a rolling triennial plan for enrolments which is reviewed annually and used to set student enrolment targets by discipline, level of

course and funding base. The Educational Profile also includes a research management plan and capital development plan, and an equity and access plan for students.

Accountability is achieved through reporting and monitoring processes established by Council through *Planning for a New Century*, comprising specific requirements of academic and administrative units and the University's Budget and Planning Committee and Academic Senate.

## Council

Membership of the University Council in 1997 was as follows:

### Ex Officio

#### Chancellor

The Hon Mr Justice William PM Zeeman, LLB

#### Vice-Chancellor

Professor Donald McNicol, BA *Adel*, PhD *Camb*, FAPsS, FRSA

#### Chair of Academic Senate

Professor James B Reid, BSc, PhD, DSc

#### Elected by Academic Staff (as from 1 July 1997)

Dr Ann E Mihkelson, MSc, DipEd NSW, PhD *Syd*

Associate Professor David C Blest, BSc *Leeds*, MSc *Strath*, MA *W'gong*, PhD *Monash*

Dr John D Donaldson BSc *Edin*, PhD

Dr William (Lee) Weller, BSc *Bucknell*, MSc, PhD *MichState*

Professor Jay L Garfield BA *Oberlin*, MA, PhD *Pitt*

#### Term of Office

1/7/97–30/6/99

1/7/97–30/6/99

1/7/97–30/6/99

1/7/97–30/6/99

1/7/97–30/6/99

#### Elected by Academic Staff (to 30 June 1997)

Dr Ann E Mihkelson, MSc, DipEd NSW, PhD *Syd*

Dr John Greenhill, BSc, PhD

Dr Anthony Sprent, BSurv *Qld*, PhD, MISA

Professor H (Konrad) Muller, BA *NE*, MBBS *Adel*, PhD *NSW*, FRCPA, HonFHKCPath, FAMS, FFOP(RCPA)

Dr William (Lee) Weller, BSc *Bucknell*, MSc, PhD *MichState*

1/7/95–30/6/97

1/7/95–30/6/97

1/7/95–30/6/97

1/7/95–30/6/97

1/7/95–30/6/97

#### Elected by General Staff (as from 1 July 1997)

Ms Jeanette M Gatenby, BAGenSt, DipTeach

Mr Peter Cohen, BA *Wits*, TTHD *J'burgCE*, DipLib *NSW*, ALAA

1/7/97–30/6/99

1/7/97–30/6/99

#### Elected by General Staff (to 30 June 1997)

Mr Peter Cohen, BA *Wits*, TTHD *J'burgCE*, DipLib *NSW*, ALAA

Ms Robin C Lohrey, BBus

1/7/95–30/6/97

13/5/96–30/6/97

#### Elected by Students

Ms Catherine Miller (resigned from Council 26/11/97)

Ms Lisa Sage (resigned from Council 26/11/97)

1/1/97–31/12/97

1/1/97–31/12/97

# ORGANISATION AND GOVERNANCE

---

## **Elected by Graduates (as from 1 July 1997)**

Ms Marguerite M Scott, BA, MEdStud	1/7/97–30/6/01
Mrs Margaret J Ruffels, BA, DipEd, MEd	1/7/97–30/6/01
Ms Emily F Hilder, BSc (Hons)	1/7/97–30/6/01

## **Elected by Graduates (to 30 June 1997)**

Ms Marguerite M Scott, BA, MedStud	1/6/95–30/6/97
Mrs Margaret Ruffels, BA, DipEd, MEd	1/7/93–30/6/97
Ms Margaret A Thurstans, BA, DipEd	21/3/96–30/6/97

## **Elected by House of Assembly**

The Hon Francis L Madill, MBBS <i>Melb</i> , FRACGP, MHA	20/12/96–30/6/97
re-elected 1997	1/7/97–30/6/01

## **Elected by Legislative Council**

The Hon Ross W Ginn, MLC	1/7/93–30/6/97
re-elected 1997	1/7/97–30/6/01

## **Appointed by Council**

Ms Kimbra C Boyer, BA(Hons) <i>Tas</i> , GradCertHealthEcon <i>Monash</i> , GradDipMgt <i>Monash</i> , MHum, JP (re-appointed 1997)	24/5/96–30/6/97 1/7/97–30/6/01
Mrs Janine Healey (position previously vacant in 1997)	1/7/97–30/6/01

## **Appointed jointly by Council and Minister**

The Hon Mr Justice Ewan C Crawford, LLB	1/7/93–30/6/97
re-appointed 1997	1/7/97–30/6/01
Mrs Sandra French	1/7/93–30/6/97
re-appointed 1997	1/7/97–30/6/01

## **Appointed by Minister**

Mr Peter Purtell	15/7/96–30/6/97
re-appointed 1997	1/7/97–30/6/01
Mr Darcy McGaurr	15/7/96–30/6/97
Dr Martyn AE Forrest, BA(Hons) <i>W.Aust</i> , DPhil <i>Oxf</i>	1/7/97–30/6/01

## **Appointed by Visitor**

Dr Stephen J Gumley, BE, MBA, PhD	28/1/97–30/6/97
re-appointed 1997	1/7/97–30/6/01

## **Secretary to Council**

Mr Chris Chapman, BA, (Deputy Principal)

Council met on the following dates in 1997:

Friday 14 March	Launceston
Friday 23 May	Hobart
Friday 18 July	Launceston
Friday 19 September	Launceston
Friday 31 October	Hobart (special meeting of Council)
Friday 21 November	Launceston (meeting adjourned and reconvened on 19/12/97)
Friday 19 December	Video Conference, Hobart–Launceston–Burnie (reconvened 21/11/97 meeting)

A Council planning conference was held during 2–3 May 1997, at Wrest Point Casino, Hobart

## High Officers

### Visitor

His Excellency the Governor of Tasmania,  
The Honourable Sir Guy Stephen Montague  
Green, AC, KBE, LLB, HonLLD

### Chancellor

The Hon Mr Justice William Peter Maria Zeeman,  
LLB

### Deputy Chancellor

Ms Kimbra Cameron Boyer, BA(Hons) *Tas*,  
GradCertHealthEcon *Monash*, GradDip(Mgt)  
*Monash*, MHum. JP (appointed as Deputy  
Chancellor by Council 24 May 96 until 31  
December 99)

### Vice-Chancellor

Professor Donald McNicol, BA *Adel*, PhD *Camb*,  
FAPsS, FRSA

### Deputy Vice-Chancellor

Professor Rudolf Lidl, DrPhil *Vienna*

### Chair of Academic Senate

Professor James Balfour Reid, BSc, PhD, DSc

## Senior Executives

### Deputy Vice-Chancellor

Professor Rudolf Lidl, DrPhil *Vienna*

### Pro-Vice-Chancellor (Research)

Professor Phillip Alexander Hamilton, BSc, PhD,  
DSc, FAIP, FRAS (to 11/5 /97)  
(Acting) Professor Geoffrey George Parr (from 12/  
5/97 until 31/12/97)

### Pro-Vice-Chancellor (Information Services)

Professor Arthur Harry John Sale, BScEng, PhD  
*Natal*, DipTecStud *Pll*, FACS, FIEAust, CPEng

### Deputy Principal

Mr Christopher James Chapman, BA

### Deputy Principal-Property, Development and University Services

Mr Colin Robert Cleary, BBus *TCAE*, MBA *Bath*  
(until 28/2/97)

## Major Committees

### Council Committees

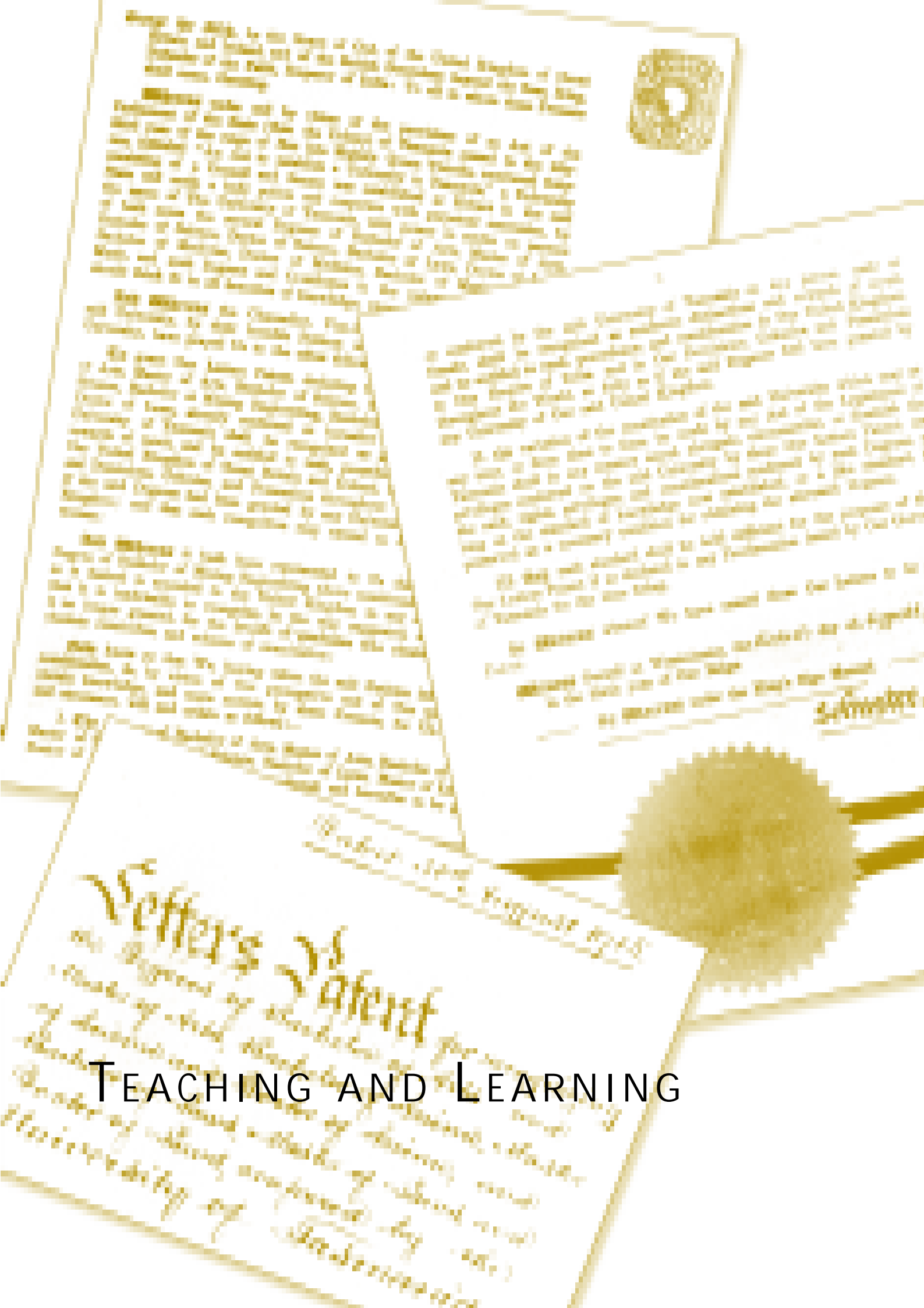
Appeals  
Buildings & Campus  
Ceremonial & Honorary Degrees  
Finance  
Legislation  
Senior Personnel

### Academic Senate Committees

Admissions Policy  
Discipline Panel  
Grievance Appeals Panel  
Information Services  
Research Higher Degrees

### University Committees

Budget & Planning  
Cultural Activities  
Equal Opportunity  
Ethics-Animal Experimentation  
Ethics-Human Experimentation  
Information Services  
Intellectual Property  
International  
North-West Advisory Board  
Research  
Staff Development  
Student Accommodation  
Tasmania Scholarships Management Committee  
Teaching & Learning  
University Promotions  
Vice-Chancellor's Executive



# TEACHING AND LEARNING

*Winters, Vermont*

*Handwritten text in a grid format, possibly a ledger or record book, with columns and rows of illegible cursive writing.*

## Academic and Course Developments

### Academic Senate

The Academic Senate is the peak academic advisory committee in the University responsible to Council for developing and maintaining teaching and learning standards. The major outcomes of committees of Academic Senate for the year are summarised as follows:

- Admissions Policy Committee: developed guidelines for the Gifted Student program (early admission), commented on TASSAB proposals to change TCE Assessment Procedures and developed a tie-breaking mechanism to discriminate between TCE candidates with equal scores for the purpose of awarding scholarships and ranking applicants for admission.
- Discipline Panel: identified problems with the operation of the ordinance *Of Student Discipline* and recommended changes.
- Grievance Appeals Panel: identified the need for more streamlined procedures for handling of student grievances under the ordinance *Of the Student Grievances*.
- Quality Assurance Committee (ASCQA): approved a proposal for a more streamlined approach to course accreditation, focused in the schools and their faculty boards, under Academic Senate's oversight for final approval of courses. This included the establishment of a Teaching & Learning Committee (replacing the current ASCQA and Teaching Committee).
- Research Higher Degrees Committee: approved proposals for new research higher degrees including a Master of Arts in Cognitive Science.

### The Teaching Year

Academic Senate approved new scheduling arrangements for end-of-year formal examinations in order to implement graduation ceremonies in December. In turn this highlighted the need to examine the structure of the academic year. Following widespread consultation it was agreed to re-adopt two 13 week semesters, with a transition in 1998 to one 14 week and one 13 week semester.

## Improving Quality

### Objectives for 1997

Objectives identified for the Academic Senate in the University of Tasmania Plan (shown in italics) and their respective outcomes were as follows:

*'To further develop undergraduate programs of relevance to student, industry and State needs and a plan for making academic programs more accessible'.*



Members of the Committee for University Teaching and Staff Development (CUTSD), Professor Gail Hart of Queensland University of Technology and Professor Phil Candy of Ballarat University with Deputy Vice-Chancellor, Professor Rudi Lidl (centre). The Committee met at the University in October and met with the University's Teaching Committee to advise on teaching and staff development grant applications.

## Curriculum Development

In 1997 Academic Senate approved the following new course initiatives for introduction in 1998:

- Bachelor of Social Science: to provide a broad exposure to applied social sciences
- Bachelor of Aquaculture: to replace the Diploma of Applied Science by a degree program with an Aquaculture Technology orientation
- Bachelor of Business Administration (Hospitality Management): developed in co-operation with the Drysdale Institute of TAFE to provide a collaborative, fully articulated program for diplomates of the Drysdale Advanced Diploma of Hospitality (or an equivalent interstate or international award).
- Bachelor of Business Administration (Human Resource Management): combining the core of a business administration degree with a focused study of the foundations of Human Resource Management



# TEACHING AND LEARNING

---

- New programs in Information Systems: at the bachelor, bachelor with honours and master levels after restructuring of computing across the University including the establishment of the Department of Information Systems
- Foundation Program for International Students: aimed at students who have completed secondary education in their own country but are ineligible for direct entry in University of Tasmania programs.

Amendments to a number of existing courses included:

- Pharmacy: extension of the course from three to four years consistent with national trends
- Music: the length of the Bachelor of Music was changed from four to three years and provision made for a dedicated additional one honours' year program.
- New majors/streams included: Honours programs in the Bachelor of Human Movement, Bachelor of Education (Inservice), Bachelor of Adult and Vocational Education and Indonesian Language in the BA (Honours); a new Software Engineering specialisation in the Bachelor of Engineering and Honours; new streams in Civil Technology and Mechanical Technology in the Bachelor of Technology; a new field of Honours in Natural Environment and Wilderness Management in the BSc (Honours) and an Acute Care Nursing stream in the Graduate Diploma of Advanced Nursing.
- Reviews of the viability of certain courses in the face of budget constraints led to discontinuation of the Associate Diploma of Fine Art and Design, the Graduate Diplomas in Human Physiology and Pharmacology and Immunology and Microbiology, the Diploma of Applied Science in Aquaculture and the Diploma of Teaching.
- Amendments were made to the structure of a number of courses in order to comply with the revised system of University-wide standard unit weights for introduction in 1998, the rationale being to provide for the option of cross-faculty enrolment opportunities particularly in the first year of study.

## Course Reviews

Major external course reviews and their outcomes were:

- Aboriginal Education: an external review of Aboriginal Education (Aboriginal Studies and Aboriginal Student Support Services) recommended the assignment of these areas to the School of Humanities and Social Sciences as a single academic unit, located administratively at Launceston, and the appointment of a Director.
- Engineering Education: a state-wide review of the future of engineering education in Tasmania recommended establishment of an advisory Tasmanian Board of Engineering Education to oversee the co-ordination of engineering education in the State, the establishment of a single Engineering School at the University, the offering of a unique undergraduate degree including a common first two years at Hobart and Launceston (with the Launceston program being provided by the AMC) and improved articulation arrangements for TAFE students.
- Medical School: The Faculty of Medicine and Pharmacy undertook a review of the structure of the Bachelor of Medicine, Bachelor of Surgery in the light of the Australian Medical Council's 1996 recommendations resulting in revisions to the course for progressive introduction in 1998 and 1999. Other amendments included an integrated honours program in Year 4.

*'To express the agreed theme areas on Antarctic and Southern Ocean Studies; Population and Community Studies; National and State Development (agriculture, aquaculture, fisheries, forestry, mining); and Natural Environment and Wilderness, in teaching and learning'.* (Academic Senate Objective)

Working parties were established for the four Theme Areas (Antarctic & Southern Ocean Studies, Population & Community Studies; National & State Development and Natural Environmental Wilderness) to examine future teaching and learning developments.

Developments in the four Theme Areas included:

- new BSc Honours programs in natural environment and wilderness management;
- a revamped four-year Forest Ecology course;
- new units reflecting the natural environment and wilderness in Arts, Fine Arts and Science degrees and postgraduate environmental studies courses;
- a new Bachelor of Aquaculture;
- the establishment of the Tasmanian Aquaculture and Fisheries Institute.

# TEACHING AND LEARNING

*'To improve quality teaching and learning outcomes in the University'. (Academic Senate Objective)*

In May the Vice-Chancellor made the Teaching Committee responsible for the development and ongoing revision of the University Teaching Development Plan (TDP). This was subsequently approved by Academic Senate in August.

The Plan addresses the following issues:

- teaching areas targeted for the development of innovative approaches to teaching and learning;

- staffing requirements;
- technology and information services requirements;
- infrastructure issues;
- areas where strategic partnerships for the delivery of teaching might be developed with other institutions/organisations;
- a statement of student attributes-of what the University expects as outcomes of the teaching and learning process.

## Student Load and Academic Full-time and Fractional Full-time & Research Staff by School and Department, 1997

School Department	Staff FT/FFT	Student Load Excl. Off-shore	School Department	Staff FT/FFT	Student Load Excl. Off-shore
<b>Architecture &amp; Engineering</b>			<b>Humanities &amp; Social Sciences</b>		
Archi. & Urban Design	15.7	279.6	Schl of Hum. & Soc. Sciences	1.0	3.6
Civil & Mechanical Engineering	9.0	156.4	Asian Languages & Studies	8.0	128.6
Electrical Engin. & Comp. Sc.	15.8	261.0	English & Euro. Lang. & Lit.	15.6	261.0
Engineering (Launceston)	6.0	53.1	Government	18.0	341.9
<b>subtotal</b>	<b>46.5</b>	<b>750.0</b>	History & Classics	16.3	311.3
<b>Commerce &amp; Law</b>			Philosophy	8.5	201.7
Accounting and Finance	16.0	395.9	Sociology & Social Work	22.2	505.4
Centre for Legal Studies	0.0	47.0	<b>subtotal</b>	<b>89.6</b>	<b>1753.4</b>
Economics	10.6	293.2	<b>Science &amp; Technology</b>		
Information Systems	8.0	222.6	Agricultural Science	16.0	136.9
Law	16.3	514.8	Antarctic & Sthn Ocean St.	3.0	59.1
Management	18.9	544.1	Aquaculture	12.8	228.2
<b>subtotal</b>	<b>69.8</b>	<b>2017.6</b>	CODES	0.0	0.0
<b>Education [1]</b>			Chemistry	10.3	129.6
School of Education	0.0	0.0	Computing	11.0	220.6
Education (Hobart)	0.0	217.1	Geography & Env. Studies	17.0	279.6
Education (Primary)	22.3	477.7	Geology	10.1	138.5
Education (Secondary)	27.9	436.5	Mathematics	13.1	189.0
<b>subtotal</b>	<b>50.2</b>	<b>1131.3</b>	Physical Sciences	12.4	164.2
<b>Health Science</b>			Physics	11.0	79.3
School of Health Science	1.0	24.5	Plant Science	9.0	137.9
Anatomy & Physiology	11.1	100.0	Psychology	11.2	295.8
Applied Biomedical Science	11.4	182.6	Zoology	11.0	170.5
Biochemistry	5.5	65.7	<b>subtotal</b>	<b>147.8</b>	<b>2229.3</b>
Clinical Sciences	7.7	72.9	<b>Visual &amp; Performing Arts</b>		
Community & Rural Health	5.1	42.0	Centre for Performing Arts	8.7	139.2
Menzies Centre	1.3	1.5	Tas Conservatorium of Music	10.3	142.7
Nursing	29.4	504.9	Tas School of Art at Hobart	22.2	441.1
Pathology	5.0	64.8	Tas School of Art at Lton	6.6	142.6
Pharmacy	6.2	91.5	<b>subtotal</b>	<b>47.8</b>	<b>865.5</b>
Surgery	3.1	43.4	<b>Other Programs</b>		
Women's & Children's Health	4.0	30.6	Riawanna	0.0	67.0
<b>subtotal</b>	<b>90.6</b>	<b>1224.3</b>	<b>subtotal</b>	<b>0.0</b>	<b>67.0</b>
			<b>University Total</b>	<b>542.2</b>	<b>10038.5</b>

[1] The staff are all based in Launceston, whereas some students are still based in Hobart.  
Does not include full fee-paying overseas student offshore load.

## Developments in the Schools

### School of Architecture and Engineering

1997 was a year of change and transition in the School of Architecture and Engineering as a result of Council decisions on academic restructuring.

The Departments of Architecture and Urban Design will be merged from 1998 in Launceston with no intake, in Hobart, into the Bachelor of Environmental Design degree course from that time.

As a consequence of the consolidation on the Launceston campus a review was undertaken of space needs with the establishment of a \$1m plan to refurbish space in Buildings J and E to accommodate the additional student load. The first stage of this plan, which included an enlarged Computer-Use-in-Design studio, was scheduled to be ready for the combined intake of first year students in 1998.

The Department of Electrical and Electronic Engineering was renamed the Department of Electrical Engineering and Computer Science to reflect the relocation of software engineering studies in Hobart to the School, as a result of the closure of the Department of Computer Science, located in the School of Science and Technology. The Bachelor of Computing course will be discontinued in Hobart with computer software engineering studies made



Professor Bob Menary, who retired from the University in 1997, discusses the testing of essential oils in the Department of Agricultural Science with visiting students at the 1997 Discovery Day.

available to students on the Hobart campus through the Bachelor of Engineering and Bachelor of Science degree courses.

The Department of Surveying and Spatial Information Science, located within the School, was closed with staff re-assigned to the Department of Geography and Environmental Studies. Programs in surveying and spatial information science were transferred to the School of Science and Technology.

In March and April 1997 Emeritus Professor Ken McKinnon undertook a review of engineering education in Tasmania. Council accepted Professor McKinnon's recommendation that the University's engineering curriculum be redeveloped and have as its basis two years common to all engineering degree programs. The provision of undergraduate engineering education in Launceston will be rationalised, with the Australian Maritime College taking responsibility for the first two years of the Bachelor Engineering degree courses. After the initial two years students will either transfer to Hobart or remain at the AMC, depending on the specialisation they wish to pursue.

The Bachelor of Environmental Technology course will also be taught out.

### School of Commerce and Law

Following Council decisions on academic restructuring, the Department of Information Systems was to be established from 1998 within the School with staff members drawn from the former Departments of Computer Science and Applied Computing. New courses for 1998 include: Bachelor of Information Systems, Bachelor of Information Systems with Honours and a combined degree of Bachelor of Information Systems and Bachelor of Laws.

The first of a likely series of articulation arrangements saw the School, in collaboration with Drysdale Institute of TAFE, introduce the new degree of Bachelor of Business Administration (Hospitality Management) with its first intake during the summer semester of 1997. In addition, a Bachelor of Business Administration (Human Resource Management) was approved for introduction in 1998. Both degree courses are being offered exclusively on the Launceston Campus.

In 1997 the unit Introduction to Law was taught on the Launceston Campus for the first time to enable law students to undertake the first year of their studies on the Launceston campus.

## School of Education

Honours programs for the Bachelor of Human Movement and the Bachelor of Adult and Vocational Education were introduced. As a result, from 1998, all undergraduate programs will have an honours option available.

The two-year Bachelor of Teaching course was offered for the first time in 1997 replacing the one-year Diploma of Education. This graduate entry course is the pathway for a qualification to teach at the secondary level.

The development of flexible delivery of units and courses is a School priority. The Bachelor of Adult and Vocational Education is available entirely by distance education. The Summer School programs for the Bachelor of Education (In-Service) and Master of Education have continued to expand, attracting students from other parts of Australia as well as from overseas. The Faculty is exploring ways to take advantage of the technology available via the internet and video link to support course delivery.

Teaching Development Grants awarded by the University have been an excellent way to support the development of quality teaching programs. In 1997, 20% of the projects across the University were initiated and conducted by staff in the School of Education. Examples are Edward Broomhall's 'Production of a video demonstrating print making techniques suitable for primary school children', Dr Thao Lê's 'Developing a WEB-based TESOL prototype', and Dr Jane Watson's 'Delivery support to a multimedia Graduate Certificate Course'.

## School of Health Science

A Tasmanian School of Medicine Strategic Plan has been developed with clearly defined goals relating to unity, teaching and learning, research, clinical professionalism, strategic alliances and management and resources. The Plan was developed within the broad framework of strategic requirements established by the University of Tasmania in its Strategic Plan 1997-1999 and is closely linked to the Strategic Plan of the Department of Community and Health Services.

A major achievement in 1997 was the School's successful bid to establish one of seven University Departments of Rural Health in Australia with core funding from the Commonwealth Department of Health and Family Services of \$2.5M over five years. The Department will act as a catalyst for the development of a comprehensive and co-ordinated approach to rural health education, training and research across the State and across the range of relevant disciplines and professions. The aim of the Department is to provide access to education, training and research opportunities through an open and flexible learning framework supported by an information technology and electronic communications base. This will enable it to have a statewide function as a 'virtual centre' by linking its rural clientele to services and systems through a telecommunications network.



Bachelor of Human Movement students Melanie Doyle and Scott Broadby using the perceptual motor buddy walker at the Human Movement Association display for the Student Association Clubs and Societies Blitz Day.



Newly appointed Professor of Zoology, Professor Craig Johnson, uses some of the facilities at the Marine Research Laboratories at Taroom.

Significant curriculum changes to achieve a more integrated and clinically related Medicine course included a decision to award the Bachelor of Medical Science degree at the end of Year 4 from 1998, allowing advanced Year 4 students undertaking research projects in Semester 2 to be eligible for honours.

The teaching of one full year of the Medicine course in the north of the State was facilitated by a major restructuring of the Year 5 and Year 6 teaching program. Planning continued for the pilot 'rural stream' program for a number of Year 5 students in the North-West. The appointment of an Associate Professor of Rural Health, based at the Mersey Community Hospital in Latrobe, greatly assisted the expansion and development of a rural health context in the undergraduate teaching program.

The Graduate Diploma in Pharmacy was offered for the final time in 1997. From 1998 the course will be incorporated into an interim four-year Bachelor of Pharmacy degree program to be taken by all new students. Pharmacy in Health Care, a new subject designed to stimulate student interest in their future role as members of the health care team, was introduced in the first year of the course. Clinical teaching of Pharmacy students was further expanded

with the introduction of clinical teaching rounds in second year, and the use of the North-West Regional Hospital, Burnie, as a clinical teaching site for fourth year students for the first time.

A new Master degree by research in Biomedical Science was approved for introduction in 1998. The school also gained approval in 1997 to commence a new stream in Critical Care Nursing in the Graduate Diploma of Advanced Nursing, with a first intake to commence in Semester I, 1998. This will be a co-operative venture which brings together the Tasmanian School of Nursing and a range of public sector and private sector hospitals across the state.

### **School of Humanities and Social Sciences**

Course delivery in Humanities and Social Sciences underwent change in 1997 with the move from single to cross-campus departments. Delivery of courses by video link became more prevalent. The planned introduction of new video conferencing systems into large lecture theatres in both Hobart and Launceston will facilitate access to this mode of teaching by larger groups.

Semester 2, 1997, was marked by the first intake into the new Bachelor of Social Science degree course in Launceston. The degree links the disciplinary bases of human resource management, applied Humanities and Social Sciences with units from Commerce and Economics. Students are taught valuable skills in the methodology of social research and graduates are prepared, particularly, for careers in the post-industrial service and information sector.

### **School of Science and Technology**

As the result of University academic restructuring new arrangements for the teaching of computer-related subjects were introduced in 1997. The Department of Computing in Launceston launched a new Bachelor of Computing program. In Hobart, the activities of the former Department of Computer Science were devolved to the new Department of Information Systems (based in the School of Commerce and Law) and the Department of Electrical Engineering and Computer Science (based in the School of Architecture and Engineering).

Mathematics teaching in Launceston was flagged to transfer from 1998 to a cross-campus Department of Mathematics.

# TEACHING AND LEARNING

---

During 1997 major reviews were undertaken of the activities of the Departments of Physics and Mathematics. Revised priorities were established for the two disciplines and both review panels agreed that maximising the synergies between mathematics, physics and Antarctic studies would enhance future developments. A single Department of Mathematics and Physics, incorporating IASOS, was planned for establishment in 1998. A professorial appointment in applied mathematics will be made to lead the new department.

At the start of 1997, the Department of Psychology was transferred to the School from the School of Humanities and Social Sciences and the Department of Spatial Information Science moved from the School of Architecture and Engineering to become part of the Department of Geography and Environmental Studies.

Further planning took place during 1997 to enhance teaching activities in the identified theme areas of natural environment and wilderness, natural resource management, and Antarctic and Southern Ocean studies. A program within the BSc degree in natural environment and wilderness management was approved for introduction in 1998.

## School of Visual and Performing Arts

Course changes during 1997 included revision of undergraduate music courses, one outcome of which was the design of a new three-year Bachelor of Music course.

As part of the Inveresk cultural precinct development the University undertook discussions with TAFE Tasmania relating to the formation of an Academy for the Arts at Inveresk. The proposal involves a joint sector teaching arrangement of the Bachelor of Fine Arts program at Launceston.

## Student Evaluation of Teaching and Learning

Feedback from students on teaching and learning through the Student Evaluation of Teaching and Learning (SETL) system remains an important source of data for quality assurance monitoring. Most important is the statement of quality improvement outcomes arising out of the Faculty/School analysis of data collected through the unit evaluations. These outcomes are the subject of a separate annual report.



1997 Teaching Excellence Award winner, Dr Sue Jones of the Department of Zoology, pictured with her PhD student Ashley Edwards.

In 1997 323 academic staff from all faculties undertook a teaching evaluation. This represented a small increase over the participation levels of 1996. A total of 678 units were evaluated during the year compared with 842 in the previous year. The decline in unit evaluations represents a gradual adoption of a more cyclical approach to evaluation. Such an approach allows for problems signalled by SETL to be validated and solutions planned and implemented prior to further evaluations taking place. Again units from all faculties were evaluated.

*'To provide opportunity for the appropriate professional development of academic and general staff and a lifelong commitment to the development of teaching skills by academics.'* (Academic Senate Objective)

A major part of the Teaching Development Plan (TDP) is devoted to the development of greater awareness of teaching methodology and modes and the development of teaching skills in the staff of the University. The Course for Commencing University Teachers was developed and ran in pilot through 1997. Professor Jim Gaite of the University of South Australia was invited to review the course and his evaluation, together with the comments from participants, analysed prior to the development of the 1998 program. Tertiary Teaching Workshops were also conducted throughout 1997.

## Teaching Development Funds

Criteria were developed and approved for the allocation of Teaching Development Funds on the basis of teaching performance. The guidelines include consideration of rewards for good teaching and learning outcomes as measured by agreed performance indicators.

# TEACHING AND LEARNING

## Committee on University Teaching and Staff Development

In 1997 the University obtained one national Committee for University Teaching and Staff Development (CUTSD) National Teaching Development Grant (NTDG) for \$90,000 in the Organisational category, jointly with Swinburne University and the University of Ballarat in the area of Engineering Education. A total of sixteen applications were submitted. The University Strategic Plan specified a target of three successful applications for 1997. In October CUTSD held one of its regular meetings at the University and met with the Teaching Committee to give feedback on the National Teaching Development Grants.

## Teaching Excellence Awards Scheme

The aim of the Teaching Excellence Awards (TEA) Scheme is to recognise excellence in teaching by individual members of staff, and in programs developed co-operatively within or across departments. Recipients in 1997 were Ms Michèle McGill, Department of Secondary and Post-Compulsory Education, and Dr Susan Jones, Department of Zoology

## Teaching Merit Certificates

The Teaching Merit Certificate Scheme recognises meritorious teaching and teachers through nominations made by students and peers. A total of 12 Teaching Merit Certificates was awarded across five faculties in 1997.

## Teaching Development Grants

The Teaching Development Grants Scheme was introduced to develop individual teaching skills and innovative teaching approaches. In 1997, \$60,000 was allocated to 16 projects across five faculties.

## Enrolment Statistics

In 1997 12,611 students were enrolled at the University, or 10,243 EFTSU (Equivalent Full-time Student Units). Student numbers at the 1996 level were maintained with a slight increase in EFTSU of 0.7%. The number of full-time students increased in 1997 to 8,801. The proportion of students enrolling full-time increased to 70%-up from 68% in 1996. The number of students funded by the Commonwealth was 11,341, an increase of 12 over 1996.

### University of Tasmania Student Enrolments 1987 to 1997

Student enrolments from 1987 to 1997

Campus	1987	1988	1989	1990	1991	1992	1993	1994	1995	1996	1997
Hobart	5,242	5,350	5,481	5,877	6,409	6,663	6,911	7,035	7,881	7,913	7871
Launceston	2,756	3,103	3,421	4,251	4,738	4,650	4,707	4,995	4,033	4,053	4054
Off-shore									254	300	313
NW Coast									230	294	324
Other										51	49
<b>Total</b>	<b>7,998</b>	<b>8,453</b>	<b>8,902</b>	<b>10,128</b>	<b>11,147</b>	<b>11,313</b>	<b>11,618</b>	<b>12,030</b>	<b>12,398</b>	<b>12,611</b>	<b>12,611</b>

# TEACHING AND LEARNING

## Student enrolments in 1997 by Faculty and Gender, full-time and total

Faculty	Women	%	Full time	%	Total	%
Commerce & Economics	927	46%	1123	56%	1994	16%
Design	105	34%	267	87%	306	2%
Education	1103	66%	1053	63%	1677	13%
Engineering & Surveying	69	12%	493	84%	588	5%
Humanities & Social Sc.	1642	66%	1605	65%	2485	20%
Law	383	58%	574	87%	661	5%
Medicine & Pharmacy	341	57%	558	93%	598	5%
Nursing	731	90%	476	59%	813	6%
Science & Technology	937	38%	1827	74%	2458	19%
Visual & Performing Arts	572	60%	759	79%	955	8%
Other awards	36	47%	66	87%	76	1%
<b>Totals</b>	<b>6846</b>	<b>54%</b>	<b>8801</b>	<b>70%</b>	<b>12,611</b>	<b>100%</b>

## Admission and Commencing Enrolments

There were 6,042 eligible applicants for admission to undergraduate courses in 1997, a decrease of 3% on 1996. Eligible applicants are those holding the minimum entry qualifications for the relevant category of student. A total of 5,155 offers were made to eligible applicants, a decrease of 4% on 1996.

From the 1996 cohort of Tasmanian Year 12 students (aged 20 years and under), 2101 applied for admission to the University (including some who were ineligible). Places were offered to 1933 (95%) of these applicants.

A total of 4,623 students commenced courses in 1997, representing a decrease of 246 over 1996. The majority were undergraduate students: 4025 (87%) of the total commencing enrolments.

The AV-CC survey of unmet undergraduate student demand indicated that in 1997 a gross number of 887 eligible applicants for admission did not receive an offer of a place. After application of the national discounting factors used by the AV-CC, the University

of Tasmania had an unmet demand range of 200–300 eligible applicants unable to obtain a place.

## The Student Body in Brief

- 782 research higher degree students made up 6.2% of total enrolments, while coursework postgraduate enrolments represented 6.4% (801 students) and the remaining 87.4% (11,028 students) were undergraduate or enabling enrolments.
- 242 Aboriginal students were enrolled during 1997, representing 2% of the University's Australian student population. The Aboriginal student enrolments were split between the campuses as 40% at Launceston, 54% at Hobart and 6% at the North-West Centre.
- There were 1,071 full-fee paying overseas students, representing 8.5% of the total student body.
- Of the 10,726 Tasmanian students (an increase of 14 over 1996), 5,846 (54.5%) were from the urban/suburban areas of Hobart and 2,568 (23.9%) from the comparable Launceston region. A further 1,399 (13.0%) students came from the North-West, with the remaining 913 (8.5%) from rural and satellite areas of the north and south.
- The total student body comprised 54% women, with wide variances depending on the field of study. Faculties with greater than 50% female enrolments were Nursing, Education, Humanities and Social Sciences, Law, Medicine and Pharmacy and Visual and Performing Arts. The highest proportion were enrolled in Nursing (90%) and the lowest proportion (12%) in Engineering and Surveying.
- The percentage of full-time enrolments increased to 70% of the student body. At Launceston, 71% of students were enrolled full time, compared with 72% at Hobart. The proportion of full-time students at the North-West Centre doubled from 20% in 1996 to 40% in 1997.

## Student Load (EFTSU) in 1997 by School and Campus

School	Launceston	%	Hobart	%	Other	%	Total	%
Science & Technology	638	29%	1,579	71%	14	1%	2,231	22%
Commerce & Law	366	17%	1,596	72%	241	11%	2,204	22%
Humanities & Social Sc.	381	22%	1,318	75%	69	4%	1,768	17%
Health Science	544	44%	642	52%	39	3%	1,224	12%
Education	849	75%	230	20%	53	5%	1,132	11%
Visual & Performing Arts	285	33%	580	67%	1	0%	866	8%
Architecture & Engineering	228	30%	521	69%	3	0%	752	7%
Other programs	24	36%	43	64%	0	0%	67	1%
<b>Total</b>	<b>3,314</b>	<b>32%</b>	<b>6,509</b>	<b>64%</b>	<b>419</b>	<b>4%</b>	<b>10,243</b>	<b>100%</b>



## Student Load

The total student load of 10,243 EFTSU in 1997 represents a 0.7% increase over 1996. The annual rates of growth, since amalgamation in 1991, show a consistent pattern of differentiation: the Hobart campus has averaged an annual growth of approximately 3%, whereas the load for the Launceston campus has remained at a fairly constant level through that period although it has jumped by 4% over the last two years.

There were only marginal changes in the relative size of Schools compared with the 1996 figures. Science and Technology was constant at 22% of total load and was joined on that figure by Commerce and Law. Humanities and Social Sciences fell from 21% to 17%, largely due to the transfer of the Psychology department to Science and Technology. The other schools only varied against their 1996 share of load by 1%, either way.

The total student load of 10,243 EFTSU consisted of 9284 (90.6%) operating grant, 898 (8.8%) full fee-paying overseas, 50 (0.5%) fee-paying postgraduate and 11 (0.1%) non-award EFTSU. The total operating grant load of 9,284 EFTSU was 1.2% above the 1996 figure of 9177 EFTSU.

Commencing load of 3831 EFTSU represented a 4.4% decrease on 1996. The commencing operating grant load was 3,529 EFTSU, a decrease of 123 on the 1996 figure. Non-operating-grant commencing load was 7.9% of total commencing load.

## Graduates

2797 students completed their courses during or at the end of 1996 and were therefore eligible to graduate at one of the ceremonies conducted during 1997. This represented a fall of 179 (6%) over the previous year.

As a first stage in implementing the resolution of Council that graduation ceremonies henceforth be held at the end of each semester, an initial round of graduation ceremonies was held in December 1997. Four ceremonies were held in Hobart at the University Centre on 17 and 18 December and one ceremony was held in Launceston at the Albert Hall on 20 December.

A very successful 'town and gown' parade was held in Launceston as an adjunct to the Launceston ceremony on 20 December. The parade was designed to bring the City and the University together and to show Launceston that it is, indeed, a university city. The Mayor of Launceston, Alderman John Lees, addressed the graduands prior to the departure of the parade to the Albert Hall. Alderman Lees also processed at the head of the parade together with the Deputy Chancellor and the Vice-Chancellor.

Altogether, fifteen ceremonies were held in 1997 of which three ceremonies were held in Launceston at the Albert Hall and twelve ceremonies were held in Hobart at the University Centre.



At the University's inaugural Town and Gown parade held in Launceston in December, hundreds of graduands followed University Council members and Mayor of Launceston, Alderman John Lees, through the City's streets to the Albert Hall graduation ceremony. (Photo courtesy of *The Examiner*)

## Course Completions by Faculty and Gender, 1996

Faculty	Women	%	Men	Persons	% of Total
Commerce & Economics	175	43%	235	410	15%
Design	30	31%	66	96	3%
Education	311	68%	144	455	16%
Engineering & Surveying	6	6%	97	103	4%
Humanities & Social Sc.	306	70%	134	440	16%
Law	100	55%	83	183	7%
Medicine & Pharmacy	73	63%	43	116	4%
Nursing	179	90%	19	198	7%
Science & Technology	210	34%	403	613	22%
Visual & Performing Arts	114	62%	69	183	7%
<b>Campus</b>					
Launceston	476	56%	376	852	30%
Hobart	973	54%	845	1818	65%
Other	55	43%	72	127	5%
<b>Total</b>	<b>1504</b>	<b>54%</b>	<b>1293</b>	<b>2797</b>	<b>100%</b>

## Graduate Outcomes

The graduates and diplomates who completed a course of study at the University during 1996 were surveyed in 1997 as part of the annual Graduate Destination Survey.

There were 2173 graduates who completed undergraduate degrees (associate diploma, diploma, pass or honours bachelor), with 514 graduates completing a coursework postgraduate program and 110 completing a research higher degree.

A total of 2854 graduates were surveyed and 1559 (54.6%) valid responses were received. The relatively low response rate means that care should be taken in attributing the characteristics of the respondents to the total number of students completing their courses in 1996.

888 (57.0%) respondents were female while 671 (43.0%) were male. 1253 respondents had completed an undergraduate award with the remaining 306 having completed other qualifications from graduate bachelor to PhD.

## Graduate Outcomes for Undergraduate Respondents

The survey showed that of the 1253 respondents who had completed an undergraduate award:

- 500 (39.9%) were in full-time employment
- 230 (18.4%) were in part-time employment, of whom 74 were seeking full-time employment
- 146 (11.7%) were seeking employment either full-time or part-time
- 23 (1.8%) were not available for work or study
- 354 (28.2%) were not available for work (including non-respondents to the question on work status but who are currently studying)

Of the 500 respondents in full-time employment who had completed an undergraduate degree, 438 (87.6%) were employed within Australia with 318 (72.6%) of these employed in Tasmania. The remaining 62 were employed overseas. Those employed within Australia were distributed across the following broad employment sectors:

Sector	Other States	Tasmania
• Governments (all levels)	41 (27.9%)	138 (42.7%)
• Private Sector (inc. self-emp)	68 (65.1%)	118 (37.3%)
• Education (all levels, priv/Gov)	6 (4.7%)	52 (16.8%)
• Other	5 (2.3%)	10 (3.2%)
<b>Total</b>	<b>120</b>	<b>318</b>

The median salary based on 412 responses for all categories of full-time employment in Australia was \$30,000 and the median salary based on 302 responses for all categories of full-time employment within Tasmania was \$29,500.

A total of 564 respondents (45.0%) who had completed undergraduate degrees were enrolled in further study, 492 full-time and 72 part-time. Nearly all those respondents who were unavailable for work were studying with the vast majority studying full-time. More than 45% of those working part-time were enrolled in further study again with the majority enrolled in full-time study.

Of those respondents who were seeking work, either part or full-time, 39 were enrolled in full-time study and 13 were studying part-time. 94 (7.5% of the total of 1253 respondents) were seeking employment and were not enrolled in further study at all. This group appear to have a negative outcome following their undergraduate degree.

## Graduate Outcomes for Postgraduate Respondents

The survey showed that of the 306 respondents who had completed a postgraduate degree:

- 201 (65.6%) were in full-time employment
- 55 (18.0%) were in part-time employment, of whom 24 were seeking full-time employment
- 18 (5.9%) were seeking employment either full-time or part-time
- 2 (0.7%) were not available for work or study
- 30 (9.8%) were not available for work (including non-respondents to the question on work status but who are currently studying)

Of the 201 respondents in full-time employment who had completed a postgraduate degree, 174 (86.6%) were employed in Australia with 124 (61.7%) of these employed in Tasmania. The remaining 27 respondents were employed overseas. Those employed within Australia were distributed across the following broad employment sectors:

Sector	Other States	Tasmania
• Governments (all levels)	17 (34.0%)	58 (46.8%)
• Private Sector (inc. self-emp)	23 (46.0%)	30 (24.2%)
• Education (all levels, priv/Gov)	8 (16.0%)	32 (25.8%)
• Other	2 (4.0%)	4 (3.2%)
<b>Total</b>	<b>50</b>	<b>124</b>

The median salary based on 167 responses for all categories of full-time employment in Australia was \$42,000 and the median salary based on 123 responses for all categories of full-time employment within Tasmania was \$41,700.

A total of 53 respondents who had completed postgraduate degrees were enrolled in further study, 32 full-time and 21 part-time. Nearly all those respondents who were unavailable for work were studying with the vast majority studying full-time.

Of those respondents who were seeking work, either part or full-time none were enrolled in full-time study and only 2 were studying part-time. 16 (5.2% of the total of 306 respondents) were seeking employment and were not enrolled in further study at all. This group appear to have a negative outcome following their postgraduate degree.



Simon Hollingsworth (centre), 1997 Rhodes Scholar and Olympic athlete, pictured with Professor Kate Warner of the University's Law School and Professor Peter Dowling, Executive Dean of the School of Commerce and Law. (Photo: Patrick Carnuccio)

## Further study

Of the total number of respondents, 617 (39.6%) were undertaking further study in a variety of courses with:

- 155 (25.1%) studying pass bachelor or sub-degree programs
- 225 (36.5%) studying honours degrees
- 131 (21.2%) studying coursework postgraduate programs
- 64 (10.4%) undertaking research higher degrees
- 42 (6.8%) did not indicate the course level of their further studies

515 (83.5%) of the respondents who were undertaking further study were enrolled at the University of Tasmania.

## Student Achievements

### Rhodes Scholar

Simon Hollingsworth, a former Olympic athlete and combined degree of Bachelor of Commerce and Bachelor of Laws graduate was awarded the Tasmanian Rhodes Scholarship for 1997. While at Oxford he is studying for the PPE (the famous BA degree in Philosophy, Politics and Economics) with the intention of developing the necessary skills for a future career in the public service.

He completed his secondary education at St Virgil's College, Hobart and the requirements for his honours degree in Commerce and Law at the Hobart campus in 1995. Prior to participating in the Atlanta Olympic Games he was a tutor in the Departments of Management and Law.

Simon's sporting activities included representing Australia at the World Athletic Championships (both senior and junior), the 1992 and 1996 Olympic Games, and the 1990 and 1994 Commonwealth Games. As a result of his international athletics achievements he was declared University

Sportsperson of the Year in both 1990 and 1992. Simon has wider interest in athletics than just as a competitor. He is an elected competitor representative on the Australian Athletes' Commission, a school and club athletics coach, and Club Captain and Vice-President of the Old Virgilians Athletics Club.

His other student activities included involvement with the Tasmanian University Law Society as its secretary, the Faculty of Law as a student representative and with disadvantaged children through his participation in the Edmund Rice Society.

### University Medalists 1997

The following were awarded a University Medal in 1997. The University Medal is the highest academic award made to an undergraduate student:

#### HEALY, Tanya Jayne

Bachelor of Economics (Honours) First Class

#### SARGISON, Jane Elizabeth

Bachelor of Engineering (Honours) First Class

#### HELLICAR, Andrew Dennis

Bachelor of Engineering (Honours) First Class



Vice-Chancellor Professor Don McNicol, watched by scholarship holders (left to right) Helen Cunningham, Bronwyn Campbell and Monika Kruesmann, receives a cheque for \$62,000 from the Premier Tony Rundle for the Tasmania National Undergraduate Scholarship Program designed to assist high achievers to complete their studies in Tasmania.

# TEACHING AND LEARNING

---

**KEDDIE, Amanda Maree**

Bachelor of Education (Honours) First Class

**RAYNER, Lisa Michelle**

Bachelor of Arts (Honours) First Class

**ELWELL-SUTTON, Sean Andrew**

Bachelor of Arts (Honours) First Class

**ANG, Sai Yim**

Bachelor of Pharmacy (Honours) First Class

**WYBOURNE, Benjamin Armor**

Bachelor of Applied Science (Honours) First Class

**NG Shao Chin Cindy**

Bachelor of Science (Honours) First Class

**WALE, Trent David**

Bachelor of Science (Honours) First Class

**MASON, Sarah Jane**

Bachelor of Fine Arts (Honours) First Class

## Tasmania Scholarships

A range of Tasmania Scholarships were provided in 1997 to encourage the highest achieving school leavers to enrol at the University. The most prestigious — Tasmania National Undergraduate Scholarships, were awarded to nine students and Tasmania University Scholarships were awarded to 18 commencing students. At honours level 19 scholarships were provided, almost half of these going to students from interstate.

The reduced value of Tasmania Scholarships in 1997 and greater competition from universities interstate meant that there was a lower level of acceptance of scholarships offered, especially by interstate students, than in previous experience under the program.

The Tasmania Scholarships Program is supported through the University Foundation by the Government of Tasmania, business and industry and local government.

Merit-based Equity Scholarships provided by the Commonwealth were offered to 19 Tasmanian students who were members of identified disadvantaged groups. Eleven of these awards went to students from the North-West region of Tasmania.

Four needy Tasmanian students were assisted financially by the creation of a new award supported by a bequest to the University. The Joyce Criston Memorial Tasmania University Scholarship will annually provide a number of scholarships to disadvantaged Tasmanian students.

## West North-West Bursaries

An important development designed to address one of the causes of the low tertiary participation rate in regional areas of Tasmania was initiated by the North-West Advisory Board of the University in 1997. The bursary scheme provides assistance to talented students who through economic disincentive might not undertake tertiary study. The bursaries are particularly targeted to assist students who receive no financial assistance to undertake study. The North-West Advisory Board has raised \$30,000 in sponsorship from local industries for three awards of up to four years duration and the University has committed a further two awards allowing five bursaries to be offered to commencing students in 1998.

Members of the North-West Advisory Board are involved in the selection of students for the bursaries and the success of the program in securing local support for students will be monitored to encourage similar initiatives for students in the other regions of the State in 1998.

Inaugural bursaries were provided by: Simplot Australia, Port of Devonport Corporation and Webster Ltd.

# RESEARCH

WOMEN'S MARCH



## Research Management

There is a wide diversity of research interests held by staff at the University of Tasmania. A major challenge has been to assist them to obtain appropriate funding for research and to provide infrastructure and a general working environment conducive to high quality research. Research management is an activity that has research improvement and high quality working conditions for research staff as central goals. The Research Committee addresses matters relating to research management and policy within the University, and makes appropriate recommendations to the Vice-Chancellor.

To achieve these goals the University has developed budget strategies that favour research improvement within faculties and schools; that continue the development of central facilities of wide general applicability to research activities; and the development of major research activities within Centres such as the Co-operative Research Centres and Key Centres for Teaching and Research. Researchers are encouraged to develop links with outside organisations and to obtain funding from a range of bodies.

Research Management also involves the development of procedures and attitudes that result in stimulating and rewarding training environments for postgraduate students.

## Research Infrastructure

As one strategy to assist in achieving these goals, the University, through the Research Committee, endorsed and provided cash contributions in conjunction with requests to the Australian Research Council (ARC) for infrastructure support (equipment and facilities). The ARC agreed to contribute \$250,000 towards the purchase of a High Pressure Liquid Chromatography system with Mass Spectrometry, Ultraviolet and Scintillation detector systems. This equipment will be housed in the Central Science Laboratory. An additional \$230,000 was provided toward the High Performance Computing Centre which has brought together both University researchers and a number of external researchers (CSIRO, Antarctic CRC, Antarctic Division).

## Some Highlights of Research Activity

Year-long preparation work through 1997 resulted in the culmination of a number of agreements for funding research activity. This included negotiations with AMRAD to provide funding to the Menzies Centre for \$500,000 a year. Part of these funds will assist with the Glaucoma Inheritance Study in Tasmania (GIST). This study aims to find the genes that cause the eye disorder glaucoma. Glaucoma results when the pressure inside the eye is too high, causing damage to the nerve at the back of the eye resulting in loss of vision. It is believed that up to 100,000 Australians may suffer from glaucoma, with up to half of them not knowing they have the disease.

The strong ties developed and nurtured over a number of years between industry and university researchers resulted in 9 SPIRIT grants (which allows for 7 scholarships, 1 fellowships and 6 collaborative projects) valued at \$497,135 with a requirement of matching funds from the industry partners.

The ARC announced 15 new Large grants worth \$793,000 and funds awarded for the Small grants round were \$735,200.

The NHMRC awarded five new grants valued at \$288,104 that included a five year extended grant. The latter grant, the only one offered nationally, involves research on insulin resistance in muscle from haemodynamic changes. Researchers at the University of Tasmania and the University of Virginia have discovered a new action of insulin. By using a newly developed biochemical product which detects changes in muscle capillary flow, and building on the existing knowledge that the action of insulin increases blood flow to muscles, they have found that insulin increases muscle capillary blood flow. This discovery may have important implications for diagnosing and treating type II diabetes with muscle insulin resistance.

Another type of collaboration has resulted in the development of a simulator that faithfully reproduces many of the essential features of sailing a high performance sailing dinghy. It is being used for a wide range of activities, including teaching novices to sail, assessing skill levels and physiological fitness of a wide range of competitive sailors and the development of improved training regimes.

## RESEARCH

---

A ten-year program on the functional properties of smoked, cured and dried fish has culminated with the production of a book that reviews traditional processes and relates them to modern food production in respect to safety, product performance & quality control. The book is targeted toward developing countries, aiming to increase the use of water activity measurements, and involved collaboration with scientists and technologists from 13 countries.



Winner of the coveted Cuthbertson Tasmania Research Scholarship, PhD student Jenny Cobcroft, investigates the feeding behaviour of striped trumpeter at the DPIF's Taroona Marine Research Laboratory.

Researchers at the Centre for Ore Deposit Research have developed new techniques to help the mineral exploration industry identify areas 'fertile' for copper and gold deposits.

A portable, hand-held gas monitor incorporating six tin-oxide semiconducting sensors has been designed and constructed by a research group based at the University of Tasmania. The monitor is based on a flow-through system that is battery operated. The monitor is of low cost, small in size and operates on low power (7.2 V battery pack). Numerous possible applications of the six-sensor monitor for the identification of volatile organic compounds and gases have been established, and a software package based on an artificial neural network has been proven to be useful for data processing. Analysis of volatile samples in widely differing areas of technology has been achieved, for example in food technology and in air pollution monitoring. Results have been proven to give accurate identification of volatile components in these samples, and there has been international interest in commercialisation of the monitor.

A research group has developed a new model of spinal injury that uses the only experimental colony of the marsupial species, *Monodelphis domestica*, in Australia. The group has shown that injury in the first complete spinal cord transection in the first two weeks of life is followed by a substantial degree of normal development and recovery, whereas at older ages this does not occur. This was the first demonstration of such a substantial degree of recovery from a major spinal cord injury in a mammal, a finding which has since been replicated by a group in the United States using a closely related species of marsupial. This work paves the way to investigating properties of the immature nervous system which allow it to recover from injury, and applying that knowledge in the injured, mature nervous system.

A recognition of the University's research strength in Antarctic studies is reflected in the awarding of \$168,000 in direct funding combined with in-kind support valued at \$1,797,800 from the Antarctic Science Advisory Committee, and AMRAD extending their agreement for the provision of samples from materials collected in the Australian Antarctic Territories. This reflects an exciting cross-school link between Professor McMeekin (Agricultural Science) and IASOS and provides approximately \$200,000 per year.

International links continue to be strengthened. Professor RS Hill (Plant Science) was awarded an ARC International Fellowship involving Korea, and Dr M Barrett (Education) was awarded an ARC Special Research Initiatives Grant which will assist in collaboration with other Australian researchers and key international researchers in the area of music education.

During the 1997 year the new Tasmania Institute of Agricultural Research (TIAR) began a strong showing of activity and helped produce an increased amount of funding through the Research Quantum and the Research Infrastructure Block Grant.

Approximately 150 research higher degree candidates commenced during 1997. Two Postdoctoral and one Research Fellowship from the Australian Research Council assist in attracting young researchers to this University. The inaugural Dick Butfield Fellowship was awarded to Professor K Muller for research into the immune response and stressful situations with a focus on cancer.

The University has a monitoring role for funded and unfunded research activity. One aspect of that role relates to ethical clearance. Approximately 250 projects received approval from either Human or Animal Ethics Committees.



## Research in the Schools

### School of Architecture and Engineering

A highlight of the research effort of the Department of Architecture and Urban Design was the establishment of the Timber Research Unit, fully supported by the Tasmanian Timber Promotion Board, with a mission to research and promote the use of timber for architectural applications. Two Masters' studentships, one with Australian Research Council support, were created within the unit. A major activity has been the development of a Web site which catalogues the uses of wood in building.

A milestone was reached with the submission of the Department's first Doctor of Philosophy thesis by Wahyu Dewanto. Dr Dewanto is a lecturer in Architecture at University Mercu Buana, Jakarta, Indonesia.

The Department of Electrical Engineering & Computer Science successfully secured three Large three-year research grants from the Commonwealth Government and a large equipment grant from Sun Microsystems in California, to a total value of \$1.3M over the next three years.

A \$600K collaborative research project with the Tasmanian energy industry under the Australian Research Council's SPIRT grant scheme has provided the power engineering research group of Dr Michael Negnevitsky with a clear focus for research into power quality problems in Australia.

An Australian Research Council Large grant will enable Dr Charles Lakos to carry out research into concurrent systems using PetriNet formalism. A \$400K collaborative research and development project with the Tasmanian State Government and the information technology industry under the Department of Industry, Science and Tourism's technology support program, will enable the Computer Science group in the department to contribute to the Tasmanian future capability in software engineering and Java technology in particular.

A \$150K grant from Sun Microsystems under its international academic equipment grant scheme has provided the department with an excellent facility for research into computer vision and image processing.

Research within the Department of Engineering in Launceston continued to flourish with new grants and scholarships. The Defence Science and Technology Organisation provided a grant for a PhD scholarship and research into stress magnetisation of submarine steels. This research draws on the internationally recognised expertise of Mr Alan Belle, Lecturer in Engineering Materials, and Mr Richard Langman from the Department of Electrical and Electronic Engineering.

The Forest and Forest Industries Council of Tasmania provided two Masters' scholarships and associated funding for research programs into timber seasoning. This grant complements the Australian Research Council Large grant on in-log seasonability measurement being undertaken by Associate Professor Peter Doe and research associate Dr Trevor Innes. The Department manages the FFIC's timber seasoning research program, and has been responsible for the design and commissioning of the FFIC's research kiln at Killafaddy. Also underway is an Australian Research Council Collaborative Research Grant project aimed at developing a non-destructive technique for proof loading structural timber using acoustic emission techniques.

Research into sustainability assessment undertaken by lecturer in Environmental Engineering, Mr Steve Carter, has attracted support from the Tasmanian Department of Transport. Mr Carter's quantitative techniques for assessing the environmental impacts and sustainability of a wide range of projects is breaking new ground.



The University's sailing research program, which includes a unique dinghy sailing simulator, is helping in the testing and training of Australia's Olympic sailors as they prepare for the 2000 Games. The program is led by Professor Norman Saunders of the Department of Anatomy and Physiology.

## School of Commerce and Law

Professor Ranjan Ray of the Department of Economics, as sole chief investigator assisted by Mr Geoffrey Lancaster, began work on a three-year Australian Research Council Large grant project entitled 'Expenditure Behaviour and its Implications for Tax Reforms in Australia'. Overall, the Department of Economics was successful in gaining three Australian Research Council Small grants, a University of Tasmania Infrastructure Award and a Faculty Research Development Grant.

Dr Chris Keen of the Department of Information Systems (in conjunction with Dr Charles Lakos of the Department of Electrical Engineering & Computer Science) was successful in obtaining a three-year Australian Research Council Large grant for a project dealing with network protocol analysis and verification.

The Department also continued work on an Australian Research Council funded APA (industry) project entitled 'Information Resource Management Policy Development and Evaluation' with the Tasmanian Department of Premier & Cabinet as the industry partner.



Trustee of the estate of the late John Kable QC, Mr James Walker, hands to the Head of the Law School, Professor Kate Warner, a cheque for the inaugural John Kable Memorial Scholarships. The scholarships, worth \$3000 per year each, honour the considerable contribution made by Mr Kable to the law in the State and his interest in the University's Law School.

Members of the Department of information Systems were instrumental in the establishment of the Tasmanian Electronic Commerce Centre as a joint venture of the University and the Tasmanian Government. Professor Dowling represents the University as a director on the Board of the Tasmanian Electronic Commerce Centre Pty Ltd.

The Department of Management's Australian Research Council Large grant held by Dr Jacqueline Flint and Professor Peter Dowling, enquiring into management strategies and performance of Australian firms exporting to Asia, concluded its extensive primary data collection activities in Victoria and Tasmania.

The Department of Accounting & Finance received several significant research awards during the year. The department's PhD program once again proved very successful with papers by staff, PhD students and Honours graduates being accepted for presentation at international conferences in 1998 such as the British Accounting Association Annual Conference and the 21st Annual Congress of the European Accounting Association, Belgium. A paper co-authored by Professor Jayne Godfrey (Godfrey, JM and Yee, B, 'Mining sector currency risk management strategies: Responses to foreign currency accounting regulation', *Accounting & Business Research*, 1996) received an ANBAR citation for its Excellence in Research Implications.

Nine grant-supported and commissioned studies were undertaken by the Centre for Regional Economic Analysis (CREA) in 1997, including the 2002 World Expo, the Sydney Bed Tax, and a large-scale economic model for the Western Australian Treasury. The Centre's Sydney Olympics report, undertaken with the NSW Treasury, was released in November.

The first phase of a three-year study into industry productivity and national competition policy was also completed. This study was supported by an Australian Research Council Large grant awarded to CREA's Director, Dr John Madden, and Professor Peter Dixon of Monash University.

## School of Education

The School was successful in attracting a significant increase in competitive research grants for 1997. Of particular note was the establishment of the Centre for Research and Learning in Regional Australia (CRLRA) which was funded primarily by the Australian National Training Authority. The Centre is rapidly becoming a key communications and research centre for rural and regional adult and vocational education and training.


Professor Mulford was also successful in attracting an Australian Research Council Collaborative Grant for his work on leadership, organisational learning and student outcomes in secondary schools in Tasmania, South Australia and Ontario, Canada.

## School of Health Science

The School continued to pursue a number of active research programs. A major grant was received for a study of health and safety issues at a large industrial site in Hobart in collaboration with three other University departments. Collaborative research was also undertaken in Clinical Pharmacy and Pharmacy Practice with staff of the Royal Hobart Hospital and in xenobiotic metabolism with staff of the Australian National University. Studies in the evaluation of sunscreen products and in the use of computer-assisted learning in continuing professional education also continued.

The newly established Department of Rural Health was successful in attracting external funding for a range of programs including a joint venture with the Department of Community and Health Services to develop health informatics and telehealth education and training courses.

Research in Biomedical Science continued to grow with the major focus being on Neuropharmacology. The pleasing feature of 1997 was the increased activity by a number of staff in research. This activity is expected to result in a significant improvement in the number of publications written by staff within the Department of Biomedical Science.



Tim Smith, BEd(Hons) student, demonstrating the QMC Gas Analyser used in his research to Bachelor of Human Movement students Penny Lee and Kim Badcock.

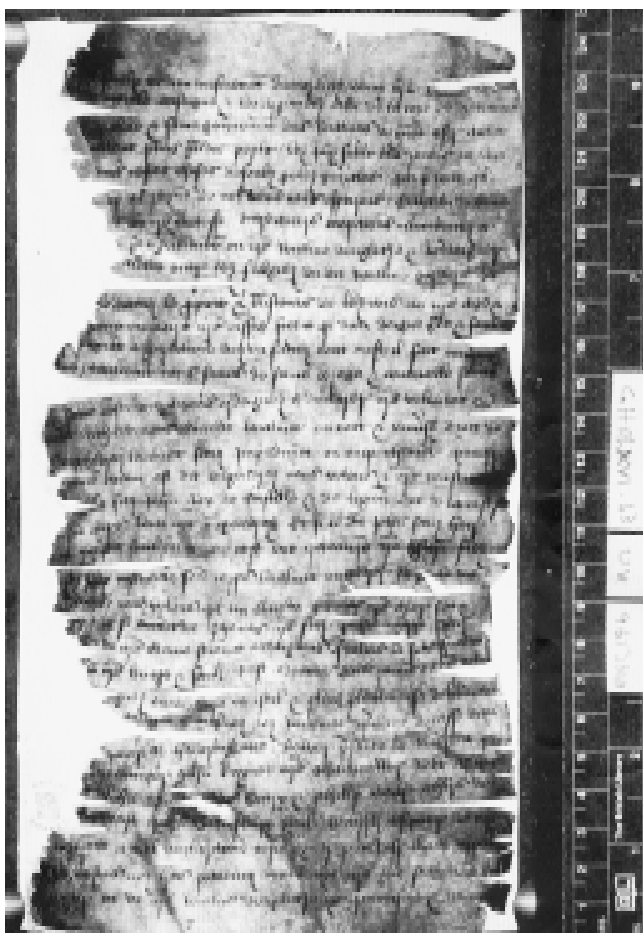
## School of Humanities and Social Sciences

An Australian Research Council Large grant was won by Dr Baogang He (Government) for research into the democratic process within villages in China.

Australian Research Council funding was also instrumental in the establishment by the Philosophy Department of the Geshe Lobsang Gyatso Memorial Tibetan Library for the support of research in Tibetan philosophy.

A monumental research achievement in 1997 was the publication of volume VII of the Historical Records of Australia, Series III (volume VI appeared in 1925). The resumption of this major project owes everything to the initiative and drive of the general editor, Mr Peter Chapman of the Department of History and Classics. The project was supported by the Australian Research Council. The volume was published by the Australian Government Publishing Service in association with the Commonwealth Parliamentary Library.

Professor Michael Bennett's researches in medieval history made the front page of the *Times* newspaper (18/7/97). His discovery of a move by King Edward III in 1376 to settle the English crown on the male line only, received considerable scholarly and media attention in Britain and Australia.



The previously unknown charter discovered by Professor Michael Bennett of the Department of Classics and History in which King Edward III lays out exclusive male succession to the English crown. The document is one of the most remarkable finds in British royal history.

## School of Science and Technology

A new Special Research Centre for Ore Deposit and Exploration Studies (CODES) was established in 1997 and a major building program was initiated to provide facilities for the Centre. In addition to the Centre, Co-operative Research Centres (CRC's) associated with the School in 1997 included:

- the CRC for Sustainable Production Forestry
- the CRC for the Antarctic and Southern Ocean Environment
- the CRC for Teaching and Research in Aquaculture.

Funding for the CRC for the Antarctic and Southern Ocean Environment had previously been extended for one year subject to a review of non-industry based CRCs by the Federal Government. New arrangements announced during 1997 resulted in funding for this CRC being put on a longer-term basis.

The Centre for Biodiversity and Evolutionary Studies, under the directorship of Professor Bob Hill, was launched officially in July 1997 with an opening symposium. Membership of the Centre has grown and it now provides a major focus for research in biodiversity and evolutionary biology in at least five of the School's departments.

In 1997 a total of \$8M in external research grants and contracts was gained by the School, including \$4.3M from the Australian Research Council.

## School of Visual and Performing Arts

New Australian Research Council Large grants were won by Associate Professor Les Blakebrough and Ms Penny Smith of the School of Art, Hobart for research into small-scale industrial production of ceramics products. The School continued to work closely with the industrial ceramics conglomerate, Arabia, in the Ceramics research unit. One of the master pattern-makers and designers, Vesa (Pekka) Vuorisalo, was seconded to the School to enable the Unit to continue to develop designs for small-scale industrial production of slipware.

Australia Council grants were won by Mr Raymond Arnold and Mr Edward Colless of the School of Art at Hobart. The School, together with the School of Art in Launceston received a three-year grant under the Council's Contemporary Craft Curator Scheme which has been utilised to develop a series of craft exhibitions. The program is designed to give curators professional experience in the craft field.

Doctor of Philosophy candidate, Julie Gough (School of Art, Hobart), was successful in winning a \$25,000 Samstag Award which has enabled her to study at Goldsmiths College in the UK for a year.



# INTERNATIONAL DEVELOPMENTS

## The International University

Overseas interaction, collaboration and new market initiatives are vital to the continuation of the University's internationalisation. Fostering strong links between institutions, staff and students has been a key motivation for strategies initiated and carried out in 1997.

## Collaborative Links, Staff and Student Exchanges

As well as playing a leading role in the internationalisation of Australian universities, exchange programs provide an international perspective to the education experience of students. By participating in such programs the ability to work within international and multicultural environments is enhanced. The relative homogeneity of Tasmania's population is another important reason for the University to continue to play an active role in developing the opportunities available to its students.

In 1997 the University set a target of 10% of graduating students having an international component to their degree programs by the Year 2001. To help meet this target the University signed new exchange agreements with the following institutions:

- University of Manitoba (Canada)
- Southwest Missouri State University (USA)
- University of Victoria (Canada)
- Sugiyama Jogakuin (Japan)
- Chonnam National University (Korea)

Intensive promotion of the University's student exchange programs resulted in the largest group of local students taking up part of their degree program overseas. Students taking part in exchange programs with link institutions in the US, Canada, Sweden, Germany, Japan and Korea spend either one or two semesters abroad while others visit China, New Zealand, Indonesia and India on short term or summer school programs.

During 1997, the International Office also hosted a one month secondment by Ms Susan Ansara, Director, International Education, State University of New York, Oswego.

## Study Abroad Programs

Promotion of the University's Study Abroad and Exchange programs are interlinked and 1997 saw the positive effects of returning students on student recruitment.

In 1997 a Study Abroad Program Officer was appointed to assist with a range of student recruitment and program development activities for study abroad students. The University expects its largest enrolment of study abroad students in Semester 1, 1998.

Negotiations commenced on the Towson University-University System of Maryland Consortium agreement. This arrangement will promote the University of Tasmania as a desired Australian Study Abroad destination amongst 13 institutions in the Maryland State Education system.

Preparation commenced on a new Study Abroad Guide and Unit Description book and the University hosted the Australian Education Office (Washington DC) Familiarisation Tour and AustraLearn Site visit.

## International Students 1997

Forty five countries were represented at the University of Tasmania in 1997 with the majority of the students coming from six Asian countries. In 1997 the University had a total of 734 EFTSU full-fee-paying internal students (on campus).

## Recruitment Activities

During 1997 the International Marketing Officer represented the University at education exhibitions and student interview programs, and gave presentations on the University to public groups, school groups and institution representatives.

The University Foundation Studies Program (FSP) was developed to be implemented in May 1998. The FSP is an academic and English language bridging program that will prepare students who do not meet the University's undergraduate admission requirements for university entry.


The English language marketing and award course marketing have been consolidated and a marketing program to international students in Tasmania at TAFE and Schools Tasmania was developed. Assistance was also provided to schools in Tasmania, including Fahan and Scotch Oakburn, to prepare and help implement an international student recruitment program in Asia.

## In-Country Activities

The International Office helped co-ordinate and/or participated in 15 overseas marketing missions in 1997. These missions covered visits to the following countries : Malaysia (x4), Singapore (x3), Indonesia (x4), Thailand (x3), Korea (x2), Japan (x5), Vietnam (x2), USA & Canada (x3), South Pacific (x1), and the Philippines (x1). Office staff also helped to co-ordinate and arrange over 200 academic staff trips in 1997.

## International Student Support

A range of services were provided by staff of the International Office during 1997 including airport pick ups, arranging temporary accommodation and assisting students to find permanent accommodation. Orientation programs for award program and study abroad students were also provided including information sessions on living and studying at the two campuses of the University of Tasmania. Regular orientation sessions were conducted for new students enrolled in the English Language Centre



Launceston-based Aquaculture student, Ceridwen Colgan, who was chosen to undertake studies at Lund University in Sweden for six months under the University of Tasmania/Lund University Exchange Program. Ceridwen's visit was supported by an Ericsson Science and Technology Scholarship.

Pre-departure briefings were conducted in Malaysia, Singapore and Vietnam to assist students to prepare for the transition to studying at the University of Tasmania. Graduates from the University assisted at the briefings.

Advice and assistance from the International Student Advisers were provided on housing issues, academic issues, and financial difficulties.

A returning home program was conducted as well as an Introductory Academic Program for six weeks prior to the academic year. The English Language Support program conducted classes for international students throughout the year.

A program was mounted to monitor the academic progress of international students, involving individual interviews and follow up for students with academic difficulties. Reports on progress were provided to home government agencies for students on home government scholarships.

Initiatives in 1997 included a regular meeting of Homestay families, three evenings a year, to provide cultural information, education and support for the families. A pilot program of communication skills was trialed in the MBBS degree program.

## Association of Universities of Asia and the Pacific Conference

The Vice-Chancellor hosted the Second General Conference of the Association of Universities of Asia and the Pacific (AUAP) in Hobart in December 1997.

The main theme of the conference was 'Networking Universities in the Asia Pacific Region' but it also provided an opportunity for participants to address topical issues through four major strands of interest: Technology and Multi-Media; Internationalisation; Institutional Management; and University-Industry Linkages.

'Education, Human Resources and Humanism in the Future East Asia' was the topic of the keynote address to the conference by Professor Stephen FitzGerald, AO.

While the majority of the participants were from Australia, representatives from eight Asian countries including China, India, Indonesia and Japan also attended a very successful conference for AUAP.

## International Developments in the Schools

### School of Architecture and Engineering

Dr Jianfei Zhu was invited to present a paper and participate in an international conference on modern Chinese architecture organised by the Architectural Association Asia at Tsinghua University, Beijing. He was the sole Australian representative to attend this prestigious conference.

Senior Lecturer in Architecture, Mr Ian Clayton, spent a period of leave working as visiting lecturer in the Department of Architecture at Singapore Polytechnic. This has strengthened links between the two institutions. Students from Malaysia and Singapore form the bulk of the department's overseas students.

### School of Commerce and Law

The Department of Management continued to innovate with the internationalisation of its offshore program. From 1998, the Bachelor of Business in Singapore and Kuala Lumpur will be taught out and a Bachelor of Commerce course with majors in Human Resource Management and International Business introduced.

### School of Education

Among its growing number of commercial activities, the School ran its second professional development program for a group of twenty school principals and inspectors from Singapore.

### School of Humanities and Social Sciences

The Department of Asian Languages and Studies has developed units in Japanese literature which are particularly attractive to Japanese exchange students. The units are taught in English and the theoretical readings are in English, while the stories themselves are read in the original Japanese. Local students benefit greatly from the exchange students' participation.

In-country programmes have undergone considerable expansion, including those with IKIP Padang for Indonesia, Mie University, Kansai Gaidai and Sugiyama Jogakuen University, and Nankai University and Jiangxi Normal University. Exchanges have been arranged for students from Mie, Kansai Gaidai and Sugiyama.



Pictured with Deputy Vice-Chancellor Rudi Lidl are French and German language travel scholarship recipients: Sarah MacCana, Sally Alpin, Sally de Little and Adam Chambers. The travel scholarships are an initiative of the Faculty of Humanities and Social Sciences and enable recipients to undertake language study in Europe.

The Tasmania-Tibet Partnership Programme took fourteen students to India during the year, including students from the Hobart and Launceston campuses, as well as students from the University of Queensland and the Australian National University. The first two Tibetan students were brought to the University, as well as the Ven Dr Wangchuk Dorje Negi as Visiting Lecturer in the School of Philosophy.

Undergraduate travel scholarships for European and Asian language students were offered during 1997 to allow students to study overseas and gain intensive language exposure. Four overseas scholarships were also awarded during the year for coursework postgraduate students in Humanities and Social Sciences to study overseas for a semester as part of their Tasmanian program.

### School of Visual and Performing Arts

Staff from the School of Art, Launceston, participated in the international exhibition 'Boxed' which toured to Malaysia in April 1997. This exhibition marked the beginning of what will be an important ongoing cultural exchange program between Institut Teknologi Mara, Kuala Lumpur and Tasmania.





# ACADEMIC SUPPORT SERVICES

*Writers' Room*

## University Library

In 1997 the University Library was able to maintain the budget for library materials at 1996 levels and continued to pursue its primary objective of providing networked access to information resources. During the year the Library added to the number of electronic databases available and increased the number of workstations for users. Electronic request forms for both Document Delivery and Remote Services, accessed via the Library's Web page were a major initiative in 1997.

The Library acquired 13,135 new print and audiovisual titles of which 244 were new serial titles. With the special project to enhance the collection in the Launceston Library coming to an end, the acquisition of materials can be expected to be less in 1998. Loan statistics for 1997 were marginally less than 1996 as a result of short periods where the automated library system was unavailable.

The position of University Librarian was advertised in July 1997 and Mr. Vic Elliott was appointed to the position to take up duties in January 1998.

A successful project to make examination papers available on the Web was begun in 1997.

Work commenced on a new purpose built training facility in the Launceston Library. The facility, which was due for completion prior to the commencement of Semester I 1998, is designed for 'hands on' training in accessing information resources. It is planned to have 10 workstations available for trainees and one for the trainer. Planning began to upgrade the Education Room in the Morris Miller Library in Hobart to provide 'hands on' training with a view to completing the upgrade prior to the commencement of Semester I 1998.

The second stage development of the North-West Centre will result in an enhanced space for library activities in the new Information Resources Area.

The University Library in conjunction with the State Library of Tasmania hosted the Australia and New Zealand CODA Conference at the University of Tasmania.

The Library co-operated with Information Technology Services to produce the 'Information Services Handbook' for students which has proved extremely popular.

## Student Services

### Initiatives

The major initiative for 1997 was the development of a series of co-ordinated and varied orientation and mature age programs including an extensive mentoring system. These programs, designed to be in place for February 1998 are aimed at assisting commencing students in their transition to university as well as assisting their successful completion of courses.

### Consultations with students

Other priorities for the year included on-going consultations with the TUU and the Student Association regarding priorities, service delivery arrangements, alternative approaches, and the establishment of a cost effective campus-wide Student Employment Service. The Student Employment Service placed 482 students in part-time employment and registered 681 students on the SES data base.

During the year a major process of consultation with students was initiated and conducted. A survey entitled 'Support for Students' Studies at the University of Tasmania' was administered to all students — 12,300 approximately and about 34% responded. Focus groups and interviews to supplement the data were planned for early 1998.

### Learning Skills

A review of the Learning Skills Unit was conducted and a major outcome was the recommendation that the unit be continued and strengthened within Student Services. The changed structure was finalised at the end of 1997. There has been a dramatic growth in demand for the service which has received very positive feedback from students and staff.

## Careers

Career services to Schools were strengthened through increased levels of careers information, graduate destination information, and seminars and professional development programs. Services were improved to the North-West Centre, the Conservatorium of Music and the Fine Arts School.

During a period of staffing transition the Careers Service maintained its quality service campus wide. Careers and professional development programs were conducted for the following departments: Computing, Nursing, Education, Chemistry, Geography, Law, Commerce, Humanities, Agricultural Science, Music, Fine Arts. All second year international students were surveyed to ascertain their career planning needs. Specialised programs for departments are to be developed in 1998.

The Service supported the Young Achievement Program : a national program to engage students in developing small business skills and staff arranged and co-ordinated requirements of over 50 employers in the Campus Recruitment program.

A report on the Graduate Destination Survey (GDS) was compiled and mailed to all departments to provide teaching staff with access to solid career information.

Two thousand five hundred copies of the 1997 Careers Magazine funded through corporate advertising were prepared, printed and distributed. University-wide Careers Brief Newsletters have been produced.

The Web-site homepage has been updated to increase the amount of career information available to students on-line. All final year students receive employment information by e-mail.

## Counselling

The Counselling Service continued to be valued for its high quality one-to-one sessions along with group programs and workshops that enhanced students' study success. Waiting times for appointments were reduced to 2-3 days and urgent appointments were addressed within twenty four hours. Mature Age Workshops held on both campuses were well attended and the evaluation of services from students has been excellent.

Links with academic and administrative staff have been strengthened particularly with Education where staff have been teaching counselling skills programs as part of a summer school.

A successful initiative during the year was the introduction of Information Forums on topical issues such as coping with depression and eating disorders. These forums were open to staff and students.

## Child Care

The Child Care Centre at Newnham was officially opened on Wednesday, 6 August 1997. The Centre was jointly opened by the Hon. Warwick Smith MHR and the Hon. Sue Napier MHA as Commonwealth and State representatives.

The Child Care Centre on the Sandy Bay campus was successful in achieving three-year accreditation with 'high quality standard' on all 52 accreditation principles. The Centre has also welcomed the involvement of the Golden Key Club where students participated in a creative day.

Both Centres have made contact with other University faculties to encourage linkages between academic staff, students and the child care centre programs and strategic directions. Marketing, as part of strategic planning processes of both Centres has been a high priority. Emphasis has been placed on flexible service delivery and high quality programs, together with state of the art, purpose-built child care buildings. A colourful and informative brochure developed as part of this process has ensured greater awareness of the services offered.

A marketing telephone survey conducted on the Newnham campus for past and present child care users revealed clients were extremely satisfied and impressed with the services provided at the Newnham campus. In 1997, the centre offered a kindergarten program, playgroup, long day care and vacation care for children in the age ranges of 6 weeks to 12 years.

Both Centres strengthened links with academic departments. In Hobart joint activities are being planned with the Conservatorium of Music and the School of Art.

## Student Equity and Access

Policy development and service delivery to a diverse range of students, including students with disabilities, has been greatly improved through the establishment of a new unit within Student Services — the Student Equity Unit. Initiatives in the area have included: the Equity Plan for the triennium 1998–2000 has been printed and circulated to all Heads of School and Departments; the development of booklets on alternative assessment procedures for academic staff; the expansion and upgrading of the resource rooms on each campus and the development of the institution-wide Disability Discrimination Action Plan which is in its final stages of consultation before being formally endorsed by Council and being lodged with the Human Rights and Equal Opportunity Commission (HREOC).

Disability advisers working from both campuses have experienced greatly increased work loads with many more students disclosing their needs for specialised assistance on a short- and long-term basis. Throughout the year, the Students with Disabilities Advisory Committee (SDAC) has been extremely active and is proving to be a useful force for change.

The position of State Disability Liaison Officer (SDLO) was filled during August 1997. The SDLO works across the tertiary education and training sector fulfilling a co-ordinating role in the areas of information provision and the development of services for students with disabilities. The SDLO is assisting the University through the development of inclusive practice information resources and participation in staff development initiatives and co-operative projects.

Provision of student services to students at the North-West Centre have been enhanced by the appointment of a generalist Student Services Co-ordinator based at the North-West Centre.

A number of programs and strategies have been funded from DEETYA Co-operative Projects grants including research into the application of speech recognition software as well as into factors affecting the retention and success rates of students with disabilities.

## North-West Centre

### North-West Advisory Board

The North-West Advisory Board met four times in 1997 to consider issues relating to the University's activity in the North-West region including:

- regional involvement of the School of Medicine;
- Aboriginal higher education strategies;
- students from the region who study at interstate universities;
- the use of interactive video for teaching and for community purposes;
- the potential for forestry courses in the region.

The Board provided advice on the University Plan in the areas of student profile, teaching performance and financial disadvantage. The Board also provided advice on the University's submission to the Higher Education Review.

### West and North-West Bursary Scheme

The major work of the Board was related to the establishment of the West and North-West Bursary Scheme. This Scheme was devised to reduce financial hurdles for students from the region who were proceeding to the University of Tasmania. The Board succeeded in gaining three major sponsors for Bursaries to be offered in 1998. The Scheme was launched on 13 November 1997 and received strong community support.

### Buildings

An extension to the building at the North-West Centre was planned in 1997 to improve student facilities and to meet teaching needs. Building work commenced on Stage 2 which includes classrooms, an activity centre, a new video conference facility, an Information Technology teaching room, an extended administration area, a science teaching laboratory, some staff offices and a refurbishment and extension to the Information Resources Area and computer laboratories. During 1997 the majority of classes were held off campus using near-by facilities including the TAFE campus. It is anticipated that the building extensions will enable all teaching to be undertaken on campus in 1998.

## Student Culture

An evolving student culture has been observed at the Centre in 1997. This was initially facilitated by a staff and student committee (Campus Community Committee) which was formed to contribute to the supportive ethos of the Centre and to develop a University culture. Students proposed and implemented a range of activities which included several editions of a student newspaper, the organisation of student social activities and the involvement of students in hosting some of the Cultural Program. North-West Centre students also assisted in the Participation Project and in recruitment activities such as Expo and the Students at Risk Program.

## Participation Project

The first stage of the Participation Project, aimed at increasing participation in higher education from the region, drew to a close at the end of October with the completion of the work of two young research assistants. The Stage One Report, 'Young People and Tertiary Education, Where the future lies...', provided the results of a survey of North-West students who did not continue to higher education in 1996 and a kit of resources to be used with young people in schools and at the North-West Centre. The conclusions of the study are informing ongoing work in the region both by University staff and by others with a commitment to increasing participation rates.

As well as the research involved in this project in 1997 other strategies implemented included: regular Unilink meetings, visits from school groups and colleges to the North-West Centre, Student At Risk activities, school visits by current students and recent graduates and presentations to school staff and Parents and Friends groups.

## Awards

The University Preparation Program was the joint State winner of the Outstanding Program section of Adult Learners' Awards, 1997. A presentation was made by the Minister for Education and Vocational Training, Mrs Sue Napier, at a ceremony in Hobart. The award recognised the innovative and essential nature of the University Preparation Program and its valuable role in enabling mature age individuals to begin or resume tertiary study as confident and appropriately skilled students.

The North-West Centre was recognised by the inaugural National Award for Services to Australian Students. The University won this award for the North-West Centre Project which is developing and enhancing higher education opportunities for people living in the North-West region. The award recognised that the University's initiatives

- have significantly increased opportunities for disadvantaged rural and remote students to access, participate and succeed in higher education;
- provide a high quality teaching and learning program, effectively supported by a practical and innovative approach to the provision of student services, which is responsive to the special circumstances and learning needs of students in the region;
- promote the 'University Experience' and contribute to educational and cultural awareness and opportunities in the wider North-West community.

The Award submission highlighted the University's commitment to the ongoing development of the North-West Centre, the delivery of relevant teaching programs and the provision of special learning support services for students in the region.

## Liaison with TAFE

The North-West Centre continued to have a productive working relationship with the North-West Regional Institute of TAFE. This was achieved by the following:

- meetings with the senior executive of TAFE;
- sharing facilities and equipment;
- the provision of a University Access Service through the TAFE campus at Devonport;
- the work of the Student Services Advisor in increasing the University profile with TAFE students, to encourage them to take advantage of credit transfer opportunities.

## Riawunna

Riawunna, Centre for Aboriginal Education was established in 1991 to provide a range of academic and cultural support programs for Aboriginal students at the University. Since this time, Riawunna has developed co-operative research projects with the Aboriginal community and contributed to the development of the Aboriginal Studies academic program. The Centre operates on both campuses of the University and has progressively established itself as a significant reference point, both at a state and national level, for researchers, students and a range of government and community-based agencies involved in Tasmanian Aboriginal cultural and historical research and community development.

Implementation of the Review of Aboriginal Studies proceeded during 1997 with finalisation of planning which will result in the appointment of an Associate Professor as Director of the Centre in 1998. Riawunna will become part of the Faculty of Arts and assume responsibility for the delivery of the Aboriginal Studies program. This action will formalise Riawunna's academic role and consolidate the position of the University in its contribution to indigenous education, research and community development.

Riawunna established co-operative networks with a number of schools within the University and regularly contributed to the teaching programs of the Faculty of Education, the School of Nursing and the English Language Centre, as well as participating in Artist-in-Residency and major exhibition programs of the School of Visual and Performing Arts.

During 1997, Riawunna staff attended a number of national and international indigenous conferences. Co-operative links with the International Research Institute for Maori and Indigenous Education at the University of Auckland were established. Staff have contributed to a range of significant community projects, including:

- curation of the 'Maralopetar' exhibition of contemporary Tasmanian Aboriginal culture at the Queen Victoria Museum and Art Gallery;
- participation in a delegation which toured museums in Europe to repatriate Tasmanian Aboriginal human remains and cultural material;
- development and delivery of an accredited training program in Aboriginal Land Management delivered by the Tasmanian Aboriginal Centre;
- participation in the Australian Broadcasting Corporation's LOUD festival of media and youth culture;

- development of the Bicheno Townscape Plan in co-operation with Tecton Consulting;
- design and delivery of Ranger Training in Aboriginal Heritage Management for the Parks and Wildlife Service;
- development of the national Indigenous Open Learning Project.

The Aboriginal Enabling Program, Murina, which provides an introduction to undergraduate studies across a range of disciplines for intending Aboriginal students, as well as foundation support for Aboriginal undergraduates, achieved record enrolments in 1997.

## Information Technology Services

Information Technology (IT) Services is responsible for the University's central computing facilities, communications, networks and telephone systems. Campus-wide fibre optic ethernet networks are installed at the Sandy Bay and Newnham campuses with high-speed combined voice and data links between the Hobart, Launceston and Burnie campuses. These networks connect approximately 2,500 Apple Macintoshes, 1,500 IBM-compatible PCs and 100 Unix machines.

## Client Services

Client Services is responsible for providing general IT consulting support services for the University community. This support includes software and hardware consultancy, training, management of general access computing laboratories, organising IT forums and awareness sessions, co-ordinating software site licence purchases and maintaining the ITS software library.

The quarterly IT Services publication *Info* presents current information and articles on information technology and the Library. It is widely distributed both in printed format and electronically on the World Wide Web (WWW).

During the year a new and comprehensive Help Desk was implemented. The Help Desk service is to be further enhanced with the installation of a sophisticated software package in early 1998.

A low-cost handbook has been prepared and will be available for the 1998 academic year. The *Information Services Handbook* details the facilities available in the Division and provides a comprehensive summary of heavily-used Microsoft Office products, including Word, Excel and Powerpoint.

## Corporate Data Services

Corporate Data Services provides and supports information systems for the University, principally Financial Services, the Library, Personnel Services, Student Administration and management of the University-Wide Information System (UWIS).

The Horizon Library Information System was completed as the first true Client/Server system installed at the University.

An initial analysis of Year 2000 compliance for all administrative systems revealed the existing Finance System would require a major Year 2000 project to correct. Other administrative systems will either be warranted for Year 2000 compliance in time or require achievable reworking.

The major project for 1997 has been implementation of Oracle Financial's Financial Management Information System. 1997 saw the selection of the system from a large group of tenderers and the creation of a project team and partnership with Price Waterhouse Urwick as the system providers. In light of this key strategic system selection, a decision has been made to standardise on Oracle databases and development tools where possible.

## Infrastructure Services

Infrastructure Services supports the provision of communications, central computing resources and video conferencing services. 1997 saw a continuation of the trend of an increasing reliance on these services to meet the academic and administrative needs of the University.

The need for increased communications capacity between all University campuses led to a decision in December 1997 to provide high capacity microwave services linking Hobart, Launceston and Burnie. These links will replace the carrier services currently in place and will form the basis of a University-wide ATM backbone. The upgrade was planned to take place during the first half of 1998 to be available in time to avoid the capacity shortages that would otherwise occur during that year. The continuing objective is to provide seamless, reliable and cost-effective communications for all campuses, irrespective of location.

In line with these objectives, the PABX network has continued to provide a seamless University wide service. Tie lines were established to the Australian Maritime College, thus providing free calls between any part of the University and that organisation. All central University video conferencing has been moved onto ISDN services provided by the PABX system. ISDN continues to be a growing and major portion of the total inter-campus PABX traffic.

Growth in demand for video conferencing services has resulted in the operation of six rooms throughout the University. These rooms operated in excess of 90% capacity during core hours during semester with a strong demand for teaching. The video conference schedule for the year was drawn up in conjunction with the teaching timetable in recognition of the importance of video teaching.

There were several major advances in data networking during 1997. The first was the moving of the University Internet connection from the original AARNet service managed by Telstra to AARNet2 supported by Optus under a national agreement with the AVCC. The transition has been largely transparent to network users in 1997 and is expected to result in reduced costs and improved service for 1998.

All University members (staff and students) were allocated email accounts by default during 1997 — in excess of 15,000 accounts at any one time. The continuing outcome will be the automatic allocation of email addresses whenever a person becomes a member of the University. Formal email addresses for staff were standardised to the form name@utas.edu.au with all old forms of address to be phased out during 1998. The standardisation provides a concise address format that doesn't require an address change when individuals move between University departments.

A data gateway was established with the AMC in parallel with the PABX gateway mentioned earlier. This facilitates a high-capacity data link that does not attract volume-based usage costs and has a very low fixed cost. This link, along with the PABX link, has significant value considering the proximity of the AMC and the University, and their overlapping objectives.

A firewall was ordered for implementation on the AARNet (Internet) link in early 1998. The firewall proper forms part of a security strategy to better protect the University network from external risks. Among other outcomes, the firewall will be used to make the use of a proxy cache service mandatory, thus reducing traffic costs and increasing effective Internet performance.

# ACADEMIC SUPPORT SERVICES

---

The demand for networking services throughout the University has continued to grow. This has closely followed the acceptance of email and Web services as standard methods of communication. Network services have become the norm and growth of networking infrastructure has been required to keep pace.

Infrastructure Services continued to support a range of central computing resources. These include hosts to support administrative systems such as the HRMS and FMS. Other hosts support a wide range of services including email, Web services, proxy caching, core network services such as DNS, news server, directory services, printing services, backup services and supercomputing.

## **Commercial Services**

The Information Services Division operates computer retailing activities for the benefit of its departments, staff and students through outlets on the Sandy Bay and Newnham campuses. This service is known by the trading name of Campus Computers.

Campus Computers continues to operate successfully, experiencing an 8% increase in total sales. This growth is attributed predominantly to the offering of a level of service far in excess of that offered in the commercial arena, as well as to improved agreements being negotiated with suppliers. Both the Sandy Bay and Newnham shops were relocated during the year to more prominent locations.

During the year a number of seminars were conducted for general and academic staff of the University interested in new developments in technology. In addition, funding was provided by Apple for three University staff members to attend a computer applications development conference (World Wide Developers Conference) in the U.S.A., for three people to attend the Apple Technology Symposium, and four to participate in the Apple Academic Conference. \$50,000 was subsequently provided to enable various departments to develop applications that would assist them in meeting their teaching and research goals. Campus Computers staff also attended computer support staff meetings to provide information and updates and respond to departmental needs.





# COMMUNITY SERVICE AND PUBLIC RELATIONS

WOMEN'S VAWT  
COMMUNITY SERVICE AND  
PUBLIC RELATIONS

## Cultural Activities

Cultural activities play an important role in connecting the University with, and making it more accessible to, the broader community. In 1997 the University continued to promote and support a diverse range of programs and activities through its Cultural Activities Committee. The Committee has University-wide responsibility for overseeing the development and implementation of high-quality cultural and artistic programs for the enrichment of University life and that of the wider Tasmanian community.

A total of \$300,000 was distributed to eight activity sectors of the University responsible for organising programs including visual and performing arts presentations/festivals, literary readings and publications, public lectures, and workshops. Highlights included:

- The *Pian'e Forte Festival of Piano Music* which attracted a total audience attendance of over 1300;
- The annual Conservatorium Chorale and Orchestra concerts which played to a total audience of over 1200 people and forged collaboration between the Conservatorium and the Hobart Chamber Orchestra and members of the Tasmanian Youth Orchestra;
- 28 major exhibitions held in the University's galleries, including eight which toured the State, two which travelled nationally and one which toured internationally;
- Over 20 public forums, lecture and workshops, presented statewide, which included a number of prominent presenters ranging from writer Elizabeth Jolly to AFL star Jim Stynes;
- The *Spring Writers' Festival* (co-sponsored by the University) run statewide over five days, which attracted 36 writers and over 1,000 participants from Tasmania, interstate and overseas;
- Eight stage productions by Centre Stage at Launceston.

In addition to the University's cultural activities funds, other financial sponsorship and in-kind support has contributed in excess of \$1m to the delivery of cultural activities in 1997.

## Tasmania 2010 Forums

The Tasmania 2010 Forums continue to strive to inspire a new culture of coherent collaborative planning, informed by honest incisive expert analysis and realism about Tasmania's national and international environment.

Three Forums were held in 1997, each attended by more than 90 of Tasmania's business and community leaders.

The major forum concerned 'The Nixon Report-What Next?' This was conducted immediately following the release of the Report commissioned by the Commonwealth Government to inquire into the economy of Tasmania.

The Hon. Peter Nixon used the Forum as his single opportunity to outline to Tasmanians his views and the conclusions he had reached in compiling the Report. All Tasmanian newspapers carried full-page reports on his speech to the Forum which was also widely reported in other media. Other contributors to the Forum were Dr Paul Eslake, Chief Economist of the ANZ Banking Group, Mr Terry Martin, Mayor of Glenorchy, Mr Bob Campbell, Chief Executive of Pivot Ltd and the Premier of Tasmania, The Hon. Tony Rundle.



Centre for Performing Arts graduates Jeremy Ball and Kathryn-Ann Nordern in the 1997 Centre Stage production of *Oleanna*, David Mamet's excoriating analysis of campus sexual politics.

The first Tasmania Forum held at Burnie addressed the theme 'Is Value Adding a Real Possibility for North-West Tasmania'. Dr Peter Ellyard a Futurist and Executive Director of Preferred Futures Pty Ltd was the guest speaker.

Led by the Hon. Alan Stockdale MP, the Victorian Treasurer, five outstanding Tasmanian business leaders contributed to the third Forum 'Pathfinders-Tasmania 2010' which was held in Hobart.

The Forums continue to attract Tasmania's leading business and community leaders and other leading national and international contributors including Sir Roger Douglas, Nick Greiner, John Button, John Gough, Bill Kelty and other distinguished leaders.



The cast of *There and back again* by Hindemith, Director Robert Jarman, Orchestration Jody Kingston, Musical Director Sally McRae.

## Student Recruitment

Student Recruitment initiatives directed at potential Tasmanian students, especially those in the school and college sector, helped to secure the University's enrolment targets for 1997.

Highlights of the year's activities were the very successful Discovery Days held on the Launceston Campus in May and on the Hobart Campus in September. A high percentage of tertiary-oriented Year 12 students took the opportunity to examine study options with 950 students visiting the Launceston campus and 1200 visiting the Sandy Bay campus. Academic departments, student services and accommodation providers offered a wide range of activities designed to increase understanding of options available at the University of Tasmania and to help demystify the entry process.

A new approach in marketing to schools and colleges has also seen the emergence of full day programs in most colleges which focus entirely on university entry and study. These complement the experience of discovery days for both Year 11 and 12 students and allow a more intensive focus on issues like subject selection, admission processes and degree structures. Subsequently students are able to seek advice on one-to-one or a small group basis in follow up visits.

A number of information sessions for alternative entry students were held on the three campuses of the University.

An important initiative in the northern suburbs of Hobart was commenced in 1997. Based around Claremont College and its feeder high schools, selected Year 10 students undertake a university familiarisation program which includes career needs and options and campus visits to foster student interest in continuing to tertiary study. Students involved will be tracked to the year 2000 to monitor outcomes against previous enrolment profiles. The pilot program will be extended in 1998 to include other schools in the north and south of the State.

The annual Career Expos have again provided the University with opportunities to market itself to the local community. All University Schools were involved in displays at the Expos in the three regions of Tasmania.

## University of Tasmania Alumni

In 1997 the University of Tasmania Alumni instituted a Distinguished Alumni Awards program. The first two awards for outstanding achievement were presented in November to Professor Pat Quilty, for achievement and service in the community, and to Dr Paul Hanson for support for the University.

Alumni branches can play an important role worldwide in support of the University. During the year Alumni branches were established in Singapore and Sabah (Malaysia). In November a very successful dinner, organised by the local branch, was held in Singapore. Guests included graduates from Malaysia and a number of University staff.

The University and the Alumni organised and hosted the 1997 Australian University Alumni Council conference which was held in Hobart in October. Delegates attended from throughout Australia with 26 universities being represented. Delegates discussed ethical questions in alumni relations, benchmarking, membership fees and mentoring schemes.

During the year two issues of the Alumni News were published and distributed to graduates. Membership of the Alumni continued to increase with 25% of the mailing list being members by the end of the year.

Three general meetings and dinners were held in Tasmania in 1997. Dr Mike Pook, well-known weather presenter on ABC TV, was special guest speaker at the annual Alumni dinner in Hobart, following the Annual General Meeting in November. In addition, a well-attended Alumni dinner was held in Melbourne in June.

By the end of the year there were over 36,000 records on the Alumni database, representing (arguably) all of the people who have ever gained an award from the current University or its antecedent institutions.



Winners of the inaugural Distinguished Alumni Awards Dr Paul Hanson (left) and Professor Pat Quilty. The awards were established by the University of Tasmania Alumni to recognise outstanding achievement in the community and University.

## University Foundation

The depressed economy and controversy arising within the public debate over university funding and fees contributed to a difficult year for the Foundation's activities in 1997.

Focus was given to promoting bequest income with brochures produced and circulated to trust companies, lawyers and retirement venues. Follow-up visits were also conducted. A television commercial was prepared courtesy of Southern Cross Television, and considerable exposure was obtained. The impact of these efforts are expected to be felt in 1998, during which further effort will be given to building this important programme.

A significant achievement was the establishment of a bursaries scheme on the North-West Coast, which initially attracted \$30,000 in sponsorship from business, including Webster Pty Ltd, Simplot Australia and the Port of Devonport Corporation. The purpose of the scheme is to provide deserving young people, particularly in regional areas where participation rates are low, opportunity to access university education. Based on the success so far, it is planned to replicate the scheme in other regions of the State.

During the year the groundwork was initiated for reviewing and implementing new directions for the future development of the Foundation's activities. This task will be carried forward in 1998 with the specific priority of supporting the University in its strategic imperatives towards 2000 and beyond.

## University Awards

Honorary degrees were conferred on Dr Maida Stelmar Coaldrake (Doctor of Letters), Mr Timothy Gibson Bowden, AM (Doctor of Letters), Dr Peter Dunn, AO (Doctor of Laws), and Mr Michael Charles Palliser Courtney, AM (Doctor of Letters)

Dr John Maxwell Sparrow was made the initial Fellow of the University of Tasmania—an award instituted by the Council in 1996 to reward noteworthy service to the University or one of its antecedent organisations by members of the community.

## School and Centre Links with the Community

### School of Architecture and Engineering

The Department of Architecture and Urban Design, as part of the timber studio component of the Environmental Design/Architecture program, designed, constructed and erected three very successful community projects in association with client student groups.

The Rav Shade and Play, a play structure for the Ravenswood Primary School, was designed, constructed and erected by first-year students in association with students from Ravenswood High School. The Flying Duck Seat, a one-week design and build project by Year Five students, was created for Campbell Town Primary School. Missiondale Pavilion, a project for the Missiondale Centre at Evandale, was designed and erected by first-year students using \$25,000 worth of material supplied by a local builder.



Peter Watt, Senior Lecturer in Electrical Engineering, sets up the Fish-Eye Swim Starter. The Starter is a unique hi-tech timing system for competitive swimming developed by the Department of Electrical Engineering and Computer Science. (Photo: Fred Koolhof)



Chancellor of The University, Mr Justice Zeeman, congratulates Dr Michael Courtney on being admitted to the honorary degree of Doctor of Letters. Dr Courtney, the former Editor of *The Examiner*, was admitted to the degree at a special ceremony held in Launceston for his service to the State and the University (Photo courtesy of *The Examiner*).

### School of Commerce and Law

The Department of Economics co-hosted two major conferences, namely, the Economists Conference and the MODSIM Conference. Professor William Baumol, a US economist of outstanding international fame, delivered the 1997 Giblin Lecture. The lecture is the second in the series which was started as a joint initiative of the Department and the Economic Society of Australia (Hobart Branch).

Recognising its special responsibilities to the State, the School continued to enhance the partnership between the University and the community by initiating investigations and projects directed specifically to the interests and needs of Tasmania. Many of the academic staff and students in the departments within the School completed research, consultancies, or held positions which contributed directly to maintaining close and co-operative links with the legal and accounting professions, and the business community of Tasmania.

The School also continued to comment with scrupulous impartiality on Tasmanian events with relevance to commerce and law, and maintained constructive and co-operative relations with TAFE Tasmania in relation to articulation arrangements.

The Department of Accounting & Finance hosted the Accounting Association of Australia and New Zealand (AAANZ) Annual Conference in Hobart during July. The AAANZ Organising Committee was chaired by Professor Stewart Leech

## School of Education

The School of Education Fitness Leader Program was offered by the School as a community program and staff of the School provided professional development activities for teachers across the State. A number of activities involving children were organised with schools. For example, students from primary schools visited Bachelor of Teaching classes as practical consultants, Bachelor of Human Movement students ran sessions in the Healthy Bones workshop, and education students assisted with northern schools dance events.

A joint project between the Australian Education Union and the Faculty of Education was developed to facilitate the upgrading of two-year-trained teachers. The project will be further developed for three-year-trained teachers.

The School also continued its close working relationship with State Government departments and other agencies, and with a range of professional associations.

## School of Health Science

The Department of Rural Health, in its development and establishment phase, has developed a strong partnership with the State Department of Community and Health Services. This link will be cemented through conjoint appointments and joint management through membership of the Executive Committee.

Increasing importance was attached to the development of strategic links and partnerships, not only with the State health care system, but also with private hospitals, medical centres and general practices in relation to the provision of medical training and professional development in regional and community hospitals.

The Tasmanian School of Nursing continued to work co-operatively with counterparts in the health service sector across the State, to develop 'partnerships in practice'. These co-operative activities are especially concentrated in the School's clinical divisions located on the campuses of the Launceston General Hospital and the Royal Hobart Hospital, and are also being established in the North-West General Hospital in Burnie. An important aspect of the work of the clinical divisions is to co-ordinate and oversee the experiential practice programs for students in the second, and especially the third year, of the Bachelor of Nursing degree course.

## School of Humanities and Social Sciences

The inaugural Spring Writers' Festival, a collaboration between the University and the Tasmanian Writers' Union, was organised and managed jointly between the Department of English and European Languages and Literatures and the Tasmanian Writers' Union. The state-wide five-day festival (from 21 to 26 October 1997) attracted more than 1000 attendees. Over two hundred guests heard Amanda Lohrey deliver the keynote address, sponsored and organised by the Department, at the opening segment in Hobart. One of the six British writers funded by the British Council launched lecturer Jenna Mead's book, 'Bodyjamming,' at a Festival event also sponsored by the Department.



On hand to offer advice at the 'Kiss of Life', or CPR stand at a health market organised by Nursing students on the Launceston campus are, from left: Maree Hall, Mandy Hunt and Nicole Adams.

Distinguished British poet, critic and academic, Professor John Lucas, joined the Department of English and European Languages and Literatures as a teaching fellow during the year. A number of overseas writers also visited the Department during the year, including the Canadian fiction writer Isabel Huggan and the British novelist and journalist, Tim Heald. Huggan gave creative writing workshops at Launceston and Hobart. Heald, who was a fellow at Jane Franklin College, involved a group of Hobart students selected on the grounds of their work in creative writing, to discuss with him weekly the detective novel he was writing while here (*Death of a Visiting Fellow*).

During 1997, the Centre for Public Management and Policy (CPMP) commenced formal operations. The CPMP has been involved in various consultancies for the community and government during the year, in areas ranging across strategic planning and management, service delivery and monitoring and evaluation. The Centre hosted a national conference on local government restructuring in early 1997, and ultimately won the contract for a review of the Local Government Association of Tasmania. The three-year Coordinated Care Trial is the Centre's largest project, involving a team of researchers.

## School of Science and Technology

The School of Science and Technology again hosted a successful Siemens Science Summer School. Nearly 100 grade 10 students from throughout the State were able to sample some of the excitement of science during a full-day visit to the University.

A strategic initiative between the State Government and the University resulted in the establishment of the Tasmanian Institute of Agricultural Research (TIAR). TIAR provides a single body to further agricultural research in the State. It brings together the agricultural researchers of the State's Department of Primary Industry and Fisheries and the members of the University's Department of Agricultural Science into a single unit under the directorship of Professor Rob Clark. The establishment of TIAR provides for a substantial expansion of the research base supporting the agricultural industry in Tasmania.

During the year, a similar initiative was started to establish the Tasmanian Aquaculture and Fisheries Institute (TAFI). The partners in TAFI will be the University's Departments of Aquaculture and Zoology and the Taroona Marine Research Laboratories of the Department of Primary Industry and Fisheries.

## School of Visual and Performing Arts

Penny and John Smith, and Milan Milojevic (School of Art, Hobart), won a major commission to design a large outdoor artwork for the Wapping Development occurring in Hobart.

Staff and postgraduate students received a number of significant awards and invitations to exhibit in national and international exhibitions. Bill Hart was the Grand Prize Winner at the Sapporo 4th International Print Biennale, with a work created as a result of an Australian Research Council Large grant for digital imaging. Pat Brassington, co-ordinator of the Plimsoll Gallery at the Centre for the Arts in Hobart won the Fremantle Art Prize also with a digital image.

David Stephenson was represented in several overseas exhibitions and had work purchased by the Metropolitan Museum of Art, New York. Peter Hill was invited to exhibit in a solo show at the Auckland City Art Gallery and a portion of this exhibition was subsequently purchased by the South Bank Centre, London, for an exhibition tour in Britain.

The Conservatorium of Music's Ian Munro directed the Pian'e Forte piano festival during April 1997, which featured some of the country's finest pianists. The Festival included the first ever performance of the complete piano duets by Schubert to mark the bicentenary of the composer's birth (1797-1828). The Festival provided opportunities for innovative programming of rarely heard works, and a first performance of the revised score of Peter Sculthorpe's *Simori*.

The year's musical theatre productions were gathered under the theme of *Amortality: The Art of Love and Death*. The productions included the premiere of an original work by Raffaele Marcellino entitled *Amortality* and the staging of original productions of Purcell's *Dido and Aeneas*, Hindemith's *There and Back* and Monteverdi's *The Battle of Trancredi and Clorinda*.

The Tasmanian Conservatorium of Music held over 130 concerts in 1997, half of which were free lunchtime concerts held at the University Centre and at the Conservatorium. Community concerts and Tasmanian Masters' recitals were held on Sunday afternoons, at venues such as Runnymede and St Luke's Church, Richmond. Performers included visiting artists, Conservatorium staff, students, and local professional musicians.

The Centre for Performing Arts' senior theatre company, Centre Stage, staged eight productions during the year. Dr Stella Kent's play *A Tale of One City* won the AWGUI (Australian Writers Guild) Award for radio drama. The Centre's highly successful Summer Music School again attracted over 200 participants in early January. Specialist voice lecturer Lorraine Merritt continued her work with the National Institute of Dramatic Art (NIDA) open program and also with the corporate sector.

## North-West Centre

The success of the University in the North-West region relies upon support from the local community. Strategies implemented in 1997 which developed closer associations with business, industry and the wider community have included:

- visits to the Centre from community groups;
- two public information sessions;
- hosting the Physical Science teachers' seminar (9 and 10 December);
- assisting the Royal Society to develop a North-West branch with meetings on 2 April, 3 October and 3 December.

ABC radio broadcast from the North-West Centre all day from 3 September and included interviews with staff and students at the Centre.

Two summer courses were held to encourage mature age students to enrol in degree courses. 'Understanding your Environment', a free Science taster course attracted 22 participants, while 'Written Communication Skills' attracted 15 students. The courses gained good media attention as well as facilitating enrolment in full-time study by three students.

A three-day singing seminar, 'Voices', was held on the Anzac Day long weekend and was patronised by a good cross-section of amateur musicians from the region. An associated evening concert by the Adelaide Chamber Singers which was supported by a Tasmanian Arts Advisory Board Grant attracted an audience of 100 people. The general community response to this Singing School and the concert was very favourable and contributes to an ongoing public profile for the University in the region.

Other Cultural activities during the year included two visual art exhibitions in the Gallery Foyer, three music performances sourced from the Conservatorium, a chamber music performance in association with the North-West Chamber Music Society, a contemporary music performance sourced from the Centre for Performing Arts and presented in association with the Burnie Coastal Art Exhibition, and a theatre piece presented by the University's company *Centre Stage* in association with the Ulverstone Repertory Society.





# HUMAN RESOURCES

---

## Staff Statistics

### Staff numbers by campus 1992 to 1997

	1992	1993	1994	1995	1996	1997
Launceston & Burnie	480	481	484	478	492	479
Hobart	1137	1173	1191	1199	1161	1180
<b>Total</b>	<b>1617</b>	<b>1654</b>	<b>1675</b>	<b>1677</b>	<b>1653</b>	<b>1559</b>
Variation	4%	2%	1%	0%	-1%	-6%

The number of staff employed at the University (excluding casual staff) in March 1997 was 1,559. Of these, 1,080 (69%) were located in Hobart, 467 in Launceston and 12 at the North-West Centre in Burnie.

### University of Tasmania Staff 1992 to 1997

Academic staff represented 45% of the total number of staff.

Of the 695 academic staff, 471 (68%) were employed in Hobart and 224 (32%) in Launceston and Burnie. Of the 864 general staff, 609 (70%) were employed in Hobart and 255 (30%) in Launceston and Burnie.

The following are some characteristics of staff employed by the University in March 1997 (excluding casual staff):

Of the 695 academic staff:

- 176 (25%) were female
- 87% were full time
- 56% were tenured (44% of female staff and 60% of male staff)
- 68% were over 39 years of age.

Of the 864 general staff:

- 495 (57%) were female
- 80% were full time
- 544 (63%) had continuing appointments
- 54% were over 39 years of age.

The full time equivalent (FTE) of staff for 1997 was 1,640, including 203 (12%) FTE casual staff.


### Academic Staff by Gender 1997

### General Staff by Gender 1997

## Voluntary Early Retirement Scheme and Voluntary Redundancies

The reduction in staff numbers during 1997 was occasioned by the significant reduction in Commonwealth funding for the 1997–1999 triennium period.

To facilitate voluntary departures, the University obtained Australian Taxation Office approval to provide voluntary early retirements to staff aged between 50 and 62 who chose to retire between 1 January and 30 November 1997. 59 staff (24 academic staff and 35 general staff) departed under this scheme, with a further 65 staff (33 academic staff and 32 general staff) departing during 1997 through voluntary redundancies. In each case the staff member received a payment on termination of employment equal to 2 weeks' salary per year of full time equivalent service, up to a maximum of 52 weeks' salary, together with a further payment on termination equal to 9 weeks' salary.



Mr Bob Cleary, Deputy Principal (Development Property and University Services) who retired at the end of February after more than 20 years at the Newnham campus.



Professor Nigel Forteach, Tasmanian of the Year for 1997 and foundation Professor of Aquaculture, pictured working in Department of Aquaculture laboratories. Professor Forteach retired from the University at the end of the year.

## Professorial Appointments, Promotions, Retirements

### *Appointments to Professorial Level*

*English & European Languages & Literatures* — Professor Lucy Frost. Appointed in July 1997 following a temporary appointment which commenced in December 1996. Previously Reader & Associate Professor, English, La Trobe University.

### *Promotion to Professorial Level*

Professor Jan Pakulski (Sociology and Social Work)

### *Professorial Retirements*

Professor Nigel Forteach (Aquaculture)

Professor Phillip Hamilton (Pro Vice-Chancellor Research)

Professor Robert Menary (Agricultural Science)

Professor Ian Murfet (Plant Science)

Professor Rodney Thomson (History & Classics)

Professor Richard Varne (Geology)

### *Professorial Resignations*

Professor James Cotton (Government)

# HUMAN RESOURCES

## Academic Staff Promotions

### Promotions by Level

Level of Appointment	Applications			Successful			%Successful		
	F	M	Total	F	M	Total	F	M	Total
Level A-B	5	7	12	1	1	2	20%	14%	17%
Level B-C	8	16	24	5	6	11	63%	38%	46%
Level C-D	1	11	12	0	1	1	0%	9%	8%
Level D-E	0	2	2	0	1	1	0%	50%	50%
<b>Total</b>	<b>14</b>	<b>36</b>	<b>50</b>	<b>6</b>	<b>9</b>	<b>15</b>	<b>43%</b>	<b>25%</b>	<b>30%</b>

### Promotions by Faculty

Level of Appointment	Applications			Successful			%Successful		
	F	M	Total	F	M	Total	F	M	Total
<b>Level A-B</b>						0			
Humanities	1	2	3	0	0	1	0%	0%	25%
Science & Technology	2	2	4	0	1	0	0%	50%	0%
Medicine & Pharmacy	0	1	1	0	0	0	0%	0%	0%
Commerce & Economics	1	2	3	0	0	0	0%	0%	0%
Education	1	0	1	1	0	1	100%	0%	100%
<b>Level B-C</b>						0			
Education	1	0	1	1	0	1	100%	0%	100%
Humanities	3	2	5	1	2	3	33%	100%	60%
Law	2	0	2	2	0	2	100%	0%	100%
Medicine & Pharmacy	1	0	1	1	0	1	100%	0%	100%
Science & Technology	0	7	7	0	3	3	0%	43%	43%
Visual & Performing Arts	1	4	5	0	1	1	0%	25%	20%
Commerce & Economics	0	1	1	0	0	0	0%	0%	0%
Architecture & Design	0	2	2	0	0	0	0%	0%	0%
<b>Level C-D</b>						0			
Commerce & Economics	0	2	2	0	1	1	0%	50%	50%
Medicine & Pharmacy	1	4	5	0	0	0	0%	0%	0%
Science & Technology	0	4	4	0	0	0	0%	0%	0%
Engineering & Surveying	0	1	1	0	0	0	0%	0%	0%
<b>Level D-E</b>						0			
Humanities	0	1	1	0	1	1	0%	100%	100%
Engineering & Surveying	0	1	1	0	0	0	0%	0%	0%
<b>Total</b>	<b>14</b>	<b>36</b>	<b>50</b>	<b>6</b>	<b>9</b>	<b>15</b>	<b>43%</b>	<b>25%</b>	<b>30%</b>

## Equal Employment Opportunity

The number of full-time and fractional staff employed by the University in March 1997 was 94 less than at the same time the previous year. The overall proportion of women staff employed remained stable at 43%.

The proportion of women holding academic appointments declined to 25% of a total of 659. The percentage of women in positions below Lecturer level declined from 49% to 39%, which accounts for most of the overall change. Research Assistants who had previously been categorised as academic staff below Lecturer level were recategorised as general staff in 1997. The percentage of women holding Level C appointments declined from 16% in 1996 to 13% in 1997.

In 1997, 57% of all general staff were women. Female staff continued to represent a significant majority across both campuses at HEO Levels 1–4. In 1997, the number of women employed at HEO Levels 5, 6 and 7 increased in number, resulting in part from the recategorisation of Research Assistants.

## Harassment Policy and Grievance Procedures

In 1997, the Sexual Harassment Policy and Grievance Procedures were reviewed and extended to include additional forms of unlawful harassment, including harassment on the basis of race or disability.

During the year, ten complaints were reported with most resolved informally.

## WUN:WIL Program

In 1997 the Women's University Network: Women in Leadership (WUN:WIL) Program continued, publishing a weekly electronic news bulletin which included University position vacancies, training and staff development activity notices, notices regarding University, faculty and community meetings, and issues raised by members. Subscription to the weekly electronic news bulletin was open to all staff.

## Academic Staff Promotions

In 1997, there were 14 applications for promotion from women out of a total of 50 applications for promotion. Six women were successful in their applications compared to nine men who were successful. Five women were promoted from Level B to Level C.

## Occupational Health and Safety

In 1997 four new policies and associated procedures were added to the Occupational Health and Safety Manual.

The hazardous substances software, *Info Safe II*, was utilised widely throughout the University with the Occupational Health and Safety Unit producing a variety of Material Safety Data Sheets for use at department level.

The Emergency Preparedness Program, developed in 1996, was implemented in 1997 with the first stage of emergency evacuation drills conducted at all University campuses in the first and second semesters of 1997. An Emergency Information Sheet was distributed to all staff providing advice on dealing with emergency situations and further warden training was undertaken at all University campuses. Specialist training was undertaken by the designated Campus Emergency Co-ordinators, enabling them to deal with a wide variety of emergency situations which may arise.

1997 saw a marked reduction in the number of incidents/accidents occurring at the University. The implementation of a new incident/accident reporting system involving Employee Safety Representatives and Heads of Department saw potential hazards addressed quickly at the departmental level.

The Ionising Radiation Advisory Committee (IRAC), a sub-committee of the Occupational Health and Safety Committee, also undertook a University wide census of radioactive isotopes held by academic departments. The census information will be used to develop a comprehensive waste disposal policy for the University.

## Workers Compensation

A reduction in the number and severity of workers compensation claims in 1997 saw the University receive a further substantial reduction in its 1998 premium. The Occupational Health and Safety Unit's continued focus on early intervention and rehabilitation has contributed to minimise workers compensation claims at the University.

## **Staff Counselling Service**

The University Staff Counselling Service was continued in 1997 with both academic and general staff utilising this confidential one-on-one counselling and mediation service.

Optimising Personal Effectiveness courses were offered at the Sandy Bay and Newnham campuses and proved to be very popular. These courses expanded on the stress management courses offered in 1996 and included not only stress management techniques but presentations by nutrition and exercise specialists, 'feeling good' exercises and relaxation techniques.

## **Staff Development**

A variety of staff development and training activities were organised during 1997, as in past years, by various administrative units, including the Academic Staff Development Unit, Personnel Services and Information Technology Services. These activities included skills training by internal and external providers and a range of activities specific to academic staff. A decision was also taken in 1997 to disband the Academic Staff Development Unit and to co-ordinate staff development activities from within Personnel Services from the start of 1998.



# FACILITIES & CAMPUS DEVELOPMENT

## Property Services

An initiative taken early in 1997 was the implementation of a computer aided drafting program that will enable the electronic collection of information on the University's built environment. The first phase, to update all building plans and transfer them to the computer data base, is planned to be completed during 1998. This will be the first step towards a comprehensive physical asset management system that will allow for more efficient planning and use of University teaching and administrative spaces.

## Major Programs in 1997

The \$1.9 million second stage expansion of the North-West Centre was tendered in May, with the major part of the construction completed by the end of 1997. The facility includes new lecture and seminar rooms, expanded student resource and library areas, a video teaching and conferencing room that will seat forty people and a laboratory for the teaching of first year science. The building completes the courtyard concept of the original design, and continues the primary design requirement of creating a 'signature' building for the University's presence in the North-West.

Levels 2 and 3 of Building A on the Newnham Campus were completely refurbished during the year to provide contemporary accommodation for the School of Education. The project, costing \$1.7 million, comprises administrative accommodation on the upper level, with the main student reception point and teaching spaces at level 2.

A contract was let in December 1997 for the \$3.1 million refurbishment of the Geology and Physics buildings in Hobart, to provide additional accommodation for the Centre for Ore Deposit Research (CODES) and the Geology and Geography departments. Teaching and laboratory facilities will be upgraded, and a new 'clean' laboratory for CODES provided. A glazed link will connect the Geology and Physics buildings and provide a new address point for the complex.

The first of two stages, costing \$1.0 million, to provide additional accommodation for the School of Architecture and Urban Design in Launceston was completed in 1997. Planning for the second stage will occur in 1998 to allow for occupation by the first semester of the 1999 academic year.

## Other Programs

Departmental Minor Works and other department funded works projects managed through Property Services accounted for expenditure of nearly \$1.9 million in 1997. Some of the larger projects managed from departmental budgets included:

## Hobart Campuses

- upgrading of the Plant Science laboratory;
- refurbishment of existing space for Information Technology Services;
- modifications to the Structures and Welding laboratories, and the machine workshop in the Engineering building;
- refurbishment of a number of areas in the Morris Miller Library;
- the consolidation of all Property Services functions into the one location.

## Newnham Campus

- remodelling of Personnel Services accommodation;
- relocation of Campus Computers;
- alterations to the Library foyer;
- expansion of Birchall's bookshop.

## Maintenance Works

The University's Capital Management Plan commits an annual budget of \$3.3 million for the care and maintenance of buildings, grounds and infrastructure. In 1997, nearly 5000 emergency maintenance repairs were undertaken at a cost of \$1.5 million. Recurrent programs, for example maintenance contracts for the servicing of passenger lifts, fire alarms, and heating and ventilation systems, accounted for \$0.5 million, with the balance used to reduce the backlog of deferred maintenance items. Over 300 maintenance items were removed from the deferred list under this program.

## Access Plan: Implementation of a Barrier Free Environment

This program forms part of the Capital Management Plan and has an annual budget of \$0.150 million. Works were undertaken at the Medical Sciences building at Sandy Bay (new ramp, toilet and parking area); the Science building at Newnham (new ramp and automatic doors); and the Tasmanian University Union building (new ramp to access upper floors).



## Campus Services

The Campus Services Section was established in the Division of the Deputy Principal to consolidate a number of key services. These comprise:

- Facilities and General Services
  - Cleaning
  - Mail Services
  - Parking
  - Security
  - Space Allocation
- Reprographic Services
  - Photocopier Pool
  - Photographic Services
  - UniPrint (Hobart and Launceston)
- Sport and Recreation (Hobart and Launceston)
- Student Accommodation
- Vehicle Pool

## Initiatives

Important initiatives achieved during the year included:

- Development of the Strategic Plan for Campus Services;
- Production of a Campus Services Directory, and
- Establishment of a World Wide Web Site.

New audio visual equipment and fittings were installed in a number of lecture theatres on the Sandy Bay and Newnham campuses.

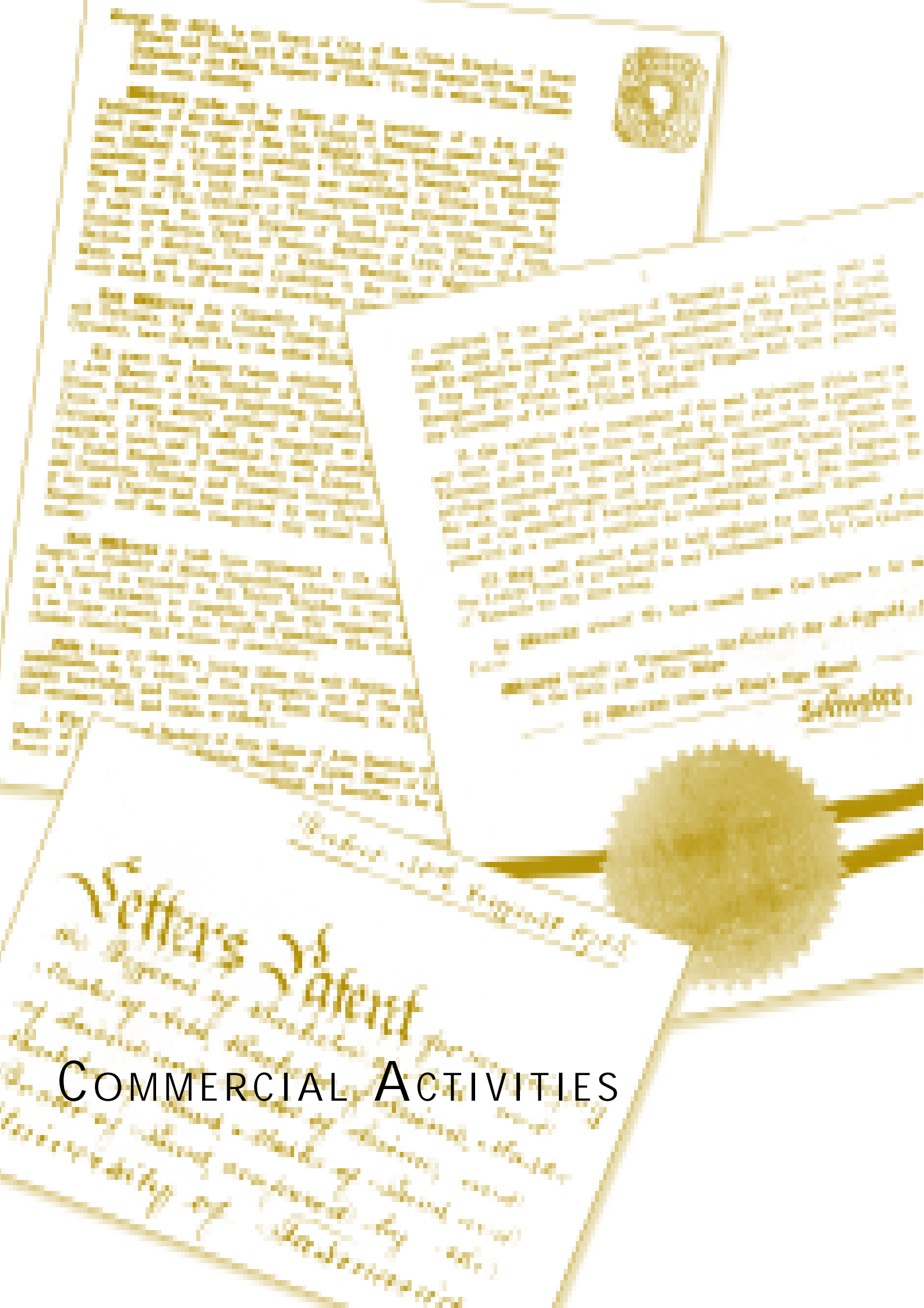
The by-laws relating to parking were extended to the Newnham Campus and a sealed car park of 152 spaces was created near Leprena.

Security patrols were increased to 24 hours per day, 7 days per week.

The Safer Walks project, which was developed in response to concerns for the safety of persons moving about on campus at night, has resulted in 18 'help point' telephones on the Sandy Bay campus, 14 on the Newnham campus, improved lighting and the installation of more recorded CCTV cameras.

Access control electronic locking was extended to five buildings with work proceeding on another eleven locations at year's end. The Access Control project will run until 1999.

A major focus in 1997 has been placed on the development of sport and recreation facilities and programs on the Newnham campus. A prime element in this process was the establishment of a planning and development committee including members of the Student Association. Agreement was reached on a number of projects including new tennis courts and an upgrade of the weight room.



# COMMERCIAL ACTIVITIES

## Unitas Consulting Ltd

The total turnover for the company for the financial year 1996–97 was \$2,660,134, a decrease of \$113,539 (4.1%) over 1996. Of this income \$1,686,193 was paid to the University as consultant fees, departmental overheads and for the purchase of goods and services from University departments and business centres. Although turnover was down on 1996, payments to the University fell by only 1.7%.

The Company's consolidated operating profit from trading for the financial year 1996–97, before abnormal income and income tax, was \$24,256. This compares favourably with the 1996 result of a loss of \$69,682 on a higher turnover of \$2,773,673.

## Consultancy Projects Division

The Consultancy Projects Division had a turnover for the 1996–97 year of \$1,360,206 from around 215 projects, below its intended target of \$2m, and below the 1996 level of \$1,653,965. Gross margin on projects managed improved from 11.64% in 1996 to just over 14% in 1997.

Projects undertaken included the following.

*Windows of Fire* — the production of three aluminium panels for the Honolulu Conference Centre. Mr David Hamilton of Pilot Art Foundry, Launceston, worked with Hawaiian artist, Mr Ron Kowalke, in the preparation of latex moulds for and the casting of three six foot by three foot by six inch cast aluminium pa'hoehoe. The display is interactively linked to Kilauaea volcano.

A rock lobster study for the Department of Primary Industry and Fisheries undertaken by Dr Les Wood, Ms Sandra Williamson & Mr Matthew Bradshaw, of the Department of Geography and Environmental Studies. The main objectives of the project were to provide a baseline socio-economic profile of the Tasmanian rock lobster industry in late 1997 and to assess the implications for coastal communities in Tasmania of the proposed shift to a quota-based management system in March 1998.

A review of current health legislation in Papua New Guinea undertaken for the World Health Organisation by Professor Donald Chalmers of the Law School in collaboration with the Department of Health in PNG. Current health legislation on public health, particularly in the areas of HIV/AIDS, tissue transplantation, quality of care, organisation and personnel, financing and health insurance, was reviewed.

## Continuing Education Division:

The Continuing Education Division had a turnover of \$734,040, an increase on the previous year of 5.9%. Margins were up, at an average 27% on international courses and 14% on local projects. This performance led to the company being nominated for the Tasmanian Exporter of the Year awards

Courses conducted included the following.

An environmental short course for Khon Kaen and Chiang Mai Universities conducted by Dr Peter McQuillan of the Department of Geography and Environmental Studies. Dr McQuillan, developed and managed a customised program for lecturers. The four-week program included lectures and tutorials, and site visits to North-West Tasmania and the Department of Primary Industry and Fisheries laboratories to examine the National River Health Project.



Students from Asia University in Tokyo pictured at the Oceana Health and Fitness Centre. The girls were from a group of 31 students who spent six weeks at the University of Tasmania in a program managed by Unitas Consulting Ltd emphasising physical education activities. (Photo: Fred Koolhof)

## COMMERCIAL ACTIVITIES

---

*Presentation Skills and Managing Client Relationships* for Tasmanian Agricultural Consultants conducted by Ms Christine Owen of the Centre for Research and Learning in Regional Australia. The material presented in the course was contextualised with recent research findings in farming communities about farmer preferences for information and training.

An eight day workshop delivered in Bali entitled *Porphyry Cu-Au, Epithermal Au, skarn and VHMS deposits* for Aberfoyle Resources Limited conducted by Dr. Bruce Gemmell, Dr David Cooke and Dr Paul Kitto of the Centre for Ore Deposit and Exploration Studies. The course covered four major classes of hydrothermal ore deposits that occur in island arc and back arc terrains.

### **Conference Services (formerly the Sir Raymond Ferrall Centre)**

The Sir Raymond Ferrall Centre was expanded to become a full conference services division and managed a number of significant conferences both on and off campus during the 1997 academic year. Turnover for the Division was \$326,774 (1996 \$210,390) with a gross margin on conferences of 26%.

This division now has conferences booked past the year 2000. This has been made possible largely because of the success the Division's Manager has had in becoming one of the three most highly qualified and accredited conference managers in the State.

Conferences hosted in 1997 included the following.


The Australian Soil and Plant Analysis Council Conference — a three day conference held in November 1997 that attracted 130 national and international delegates.

The Association of Universities of Asia and the Pacific Second General Conference which attracted 90 delegates including 40 international registrants. The two day conference was held at the Hotel Grand Chancellor in December 1997.

The Aboriginal and Torres Strait Islander Higher Education Conference, held at the Sir Raymond Ferrall Centre, which attracted in excess of 180 national delegates.



# BENEFACTORS



WOMEN'S BOARD  
of the  
[illegible text]

# BENEFACTORS

[illegible text]

# BENEFACTORS

## Benefactors for 1997

Department	Donor	Sum donated\$	Purpose
<b>Accounting &amp; Finance</b>	P B S Partners	250.00	Contribution to Commerce & Economics Resource Centre
	Arthur Andersen	2,000.00	Support for Commerce & Economics Resource Centre
	Wise Lord & Ferguson	900.00	Contribution to Commerce & Economics Resource Centre
	KPMG Chartered Accountants	500.00	Support for Commerce & Economics Resource Centre
	Auditing & Liquidation Trust Fund	725.00	Support for Commerce & Economics Resource Centre
	Bruce Brown	150	Support for Commerce & Economics Resource Centre
	PBS Partners	250	Support for Commerce & Economics Resource Centre
<b>Anatomy &amp; Physiology</b>	Platypus Friends	400.00	Platypus research
	Purity Supermarket	500.00	Platypus research
<b>Aquaculture</b>	CSIRO	700.00	Donation towards bringing visiting academic to Australia from the University of Texas.
	Aquacultural CRC	1,900.00	As above
	Department of Primary Industry	1,000.00	As above
	AQIS	300.00	As above
	Seahorse Aquaculture	3,000.00	Donations towards seahorse research
<b>Economics</b>	Wrest Point Hotel Casino	2,750.00	Sponsor of the annual 'Economics Challenge'
<b>Law</b>	Bradfields Solicitors	100.00	Support for School Library
<b>Mathematics</b>	Professor D. Elliott	1,400.00	Support Research
<b>Medicine</b>	David Joyce Trust Fund	800.00	Research into the treatment of leukaemia
	David Joyce Trust Fund	825.00	Research into the treatment of leukaemia
	G. Kaniaros	161.00	Cancer Research
	Mrs P. Green	100.00	Cancer Research
	M. Horne	100.00	Cancer Research
	Dr J. Coleman	176.30	Cancer Research in memory of Pamela Hermans
<b>Pathology</b>	David Collins Leukaemia Foundation	2,400.00	Involvement of P-glycoprotein in resistance to cancer chemotherapy
<b>Pharmacy</b>	Pharmaceutical Defence Ltd	75,000.00	PDL Lectureship (conjoint with RHH) over 3 Years
	Sigma Co Ltd	10,179.00	Refurbishment of Pharmacy Seminar Room
	Pharmaceutical Defence Ltd	750.00	Vacation Scholarship
<b>Plant Science</b>	Jane R. Gillies	1,500.00	Scholarship for honours in Botany
	J. Malcolm Gillies	1,500.00	Scholarship for honours in Genetics
	Lola Jackson	250.00	Prize for best honours thesis in Botany
	Professor WD Jackson	250.00	Prize for best honours thesis in Genetics



# FINANCIAL STATEMENTS

WINTER'S WAREHOUSE	
FINANCIAL STATEMENTS	
FOR THE YEAR ENDED 31/12/2023	
Revenue	100000
Cost of Sales	(40000)
Gross Profit	60000
Operating Expenses	(20000)
Operating Profit	40000
Finance Income	5000
Finance Expenses	(2000)
Profit Before Tax	43000
Income Tax	(8600)
Profit After Tax	34400

# FINANCIAL STATEMENTS

## University of Tasmania and Controlled Entities

### Operating Statement for the Year Ended 31 December 1997

	Note	Consolidated		University	
		1997 \$'000	1996 \$'000	1997 \$'000	1996 \$'000
<b>OPERATING REVENUE</b>					
Commonwealth government grants	2	100,533	103,874	100,533	103,874
Higher Education Contribution Scheme	3	26,257	20,382	26,257	20,382
Tasmanian government grants	4	3,103	2,177	3,103	2,177
Other research grants and contracts		3,860	4,119	3,860	4,119
Scholarships and prizes		525	392	525	392
Donations and bequests		1,336	1,093	1,174	1,049
Investment income		5,666	2,008	5,560	1,969
Fees and charges	5	12,743	13,401	11,960	12,587
Other	6	8,057	8,526	7,251	7,829
<b>Total operating revenues before abnormal items</b>		<b>162,080</b>	<b>155,972</b>	<b>160,223</b>	<b>154,378</b>
<b>OPERATING EXPENSES</b>					
	7, 8				
Academic activities		90,737	94,453	90,737	94,453
Libraries		5,196	6,583	5,196	6,583
Other academic support services		9,127	9,515	9,127	9,515
Student services		4,935	5,223	4,935	5,223
Public services		2,290	2,058	2,290	2,058
Buildings and grounds		6,238	6,109	6,238	6,109
Administration & other general institutional services		19,568	17,973	19,568	17,973
Other		3,226	3,070	1,282	1,532
<b>Total operating expenses before abnormal items</b>		<b>141,317</b>	<b>144,984</b>	<b>139,373</b>	<b>143,446</b>
<b>Operating result before abnormal items</b>		<b>20,763</b>	<b>10,988</b>	<b>20,850</b>	<b>10,932</b>
Abnormal Items	11	(5,705)	(5,705)		
<b>Operating result</b>		<b>15,058</b>	<b>10,988</b>	<b>15,145</b>	<b>10,932</b>
Add accumulated funds at beginning of year	21(iii)	46,644	37,459	45,494	36,681
Less adjustment to opening accumulated funds	21(iii)			(378)	(316)
		61,702	48,447	60,261	47,297
Transfers:					
to restricted funds		1,933	1,803	1,933	1,803
from restricted funds					0
<b>ACCUMULATED FUNDS AT END OF YEAR</b>		<b>59,769</b>	<b>46,644</b>	<b>58,328</b>	<b>45,494</b>

The Operating Statement is to be read in conjunction with the notes to and forming part of the accounts set out on pages 75 to 97.



# FINANCIAL STATEMENTS

## University of Tasmania and Controlled Entities

### Statement of Financial Position as at 31 December 1997

	Note	Consolidated		University	
		1997 \$'000	1996 \$'000	1997 \$'000	1996 \$'000
<b>CURRENT ASSETS</b>					
Cash		337	238	337	238
Receivables	13(i)	2,243	3,098	1,983	2,867
Investments	14(i)	47,402	35,577	46,244	34,424
Inventories	15	340	165	340	165
Other	16	116	375	90	352
<b>Total current assets</b>		<b>50,438</b>	<b>39,453</b>	<b>48,994</b>	<b>38,046</b>
<b>NON-CURRENT ASSETS</b>					
Receivables	13(ii)	3	23	3	23
Investments	14(ii)	30,466	23,247	30,466	23,247
Property, plant and equipment	17	318,967	318,757	318,785	318,587
<b>Total non-current assets</b>		<b>349,436</b>	<b>342,027</b>	<b>349,254</b>	<b>341,857</b>
<b>Total assets</b>		<b>399,874</b>	<b>381,480</b>	<b>398,248</b>	<b>379,903</b>
<b>CURRENT LIABILITIES</b>					
Creditors	18	17,368	15,383	17,329	15,091
Borrowings	19	344	322	262	273
Accrued liabilities	20(i)	13,444	14,153	13,414	14,114
<b>Total current liabilities</b>		<b>31,156</b>	<b>29,858</b>	<b>31,005</b>	<b>29,478</b>
<b>NON-CURRENT LIABILITIES</b>					
Accrued liabilities	20(ii)	24,976	24,847	24,976	24,847
<b>Total non-current liabilities</b>		<b>24,976</b>	<b>24,847</b>	<b>24,976</b>	<b>24,847</b>
<b>Total liabilities</b>		<b>56,132</b>	<b>54,705</b>	<b>55,981</b>	<b>54,325</b>
<b>Net assets</b>		<b>343,742</b>	<b>326,775</b>	<b>342,267</b>	<b>325,578</b>
<b>EQUITY</b>					
Reserves	21(ii)	272,832	270,923	272,798	270,876
Restricted funds	21(i)	11,141	9,208	11,141	9,208
Accumulated funds	21(iii)	59,769	46,644	58,328	45,494
<b>Total equity</b>		<b>343,742</b>	<b>326,775</b>	<b>342,267</b>	<b>325,578</b>

The Statement of Financial Position is to be read in conjunction with the notes to and forming part of the accounts set out on pages 75 to 97.

# FINANCIAL STATEMENTS

## University of Tasmania and Controlled Entities

### Statement of Cash Flows for the Year Ended 31 December 1997

	Note	Consolidated		University	
		1997	1996	1997	1996
		\$'000	\$'000	\$'000	\$'000
		Inflows (Outflows)	Inflows (Outflows)	Inflows (Outflows)	Inflows (Outflows)
<b>CASH FLOWS FROM OPERATING ACTIVITIES</b>					
Receipts					
Higher Education Contribution Scheme					
Student payments		3,282	2,839	3,282	2,839
Higher Education Trust Fund		22,947	18,066	22,947	18,066
Other research grants and contracts		4,033	3,821	4,033	3,821
Scholarships and prizes		525	392	525	392
Donations and bequests		1,091	814	929	814
Interest received		5,666	2,008	5,560	2,008
Abnormal Income		3,068		3,068	
Fees and charges		12,552	13,547	11,769	13,547
Other revenue		8,814	8,106	8,012	7,876
Payments					
Staff salaries and related costs		(87,502)	(91,141)	(86,963)	(91,149)
Other expenses		(49,921)	(45,049)	(48,627)	(45,084)
<b>Net cash provided or used by operating activities</b>	22(iii)	(75,445)	(86,597)	(75,465)	(86,870)
<b>CASH FLOWS FROM INVESTING ACTIVITIES</b>					
Payments for investments		(4,635)	(822)	(4,587)	(2)
Proceeds from sale of investments			6,672		6,672
Payments for property, plant and equipment	22(iv)	(11,591)	(10,456)	(11,563)	(10,411)
Proceeds from sale of property, plant and equipment		1,037	989	1,037	989
<b>Net cash provided or used by investing activities</b>		(15,189)	(3,617)	(15,113)	(2,752)
<b>CASH FLOWS FROM GOVERNMENT</b>					
Commonwealth government grants		94,034	98,474	94,034	98,474
Tasmanian government grants		3,186	2,232	3,186	2,232
Other (ie government departments and/or agencies)		6,000	5,432	6,000	5,432
<b>Net cash from government</b>		103,220	106,138	103,220	106,138
<b>Net increase/(decrease) in cash held</b>		12,586	15,924	12,642	16,516
Cash at beginning of reporting period	22(i)	33,261	17,337	32,941	16,425
<b>Cash at end of reporting period</b>	22(i)	45,847	33,261	45,583	32,941

The Statement of Cash Flows is to be read in conjunction with the notes to and forming part of the accounts set out on pages 75 to 97.

# FINANCIAL STATEMENTS

## University of Tasmania and Controlled Entities

### Notes to and Forming Part of the Accounts for the Year Ended 31 December 1997

#### 1. SUMMARY OF SIGNIFICANT ACCOUNTING POLICIES

The significant policies which have been adopted by the University of Tasmania in the preparation of the financial statements are as follows:

##### (a) Basis of accounting

The financial statements of the University of Tasmania for the year ended 31 December 1996 have been prepared in accordance with the requirements of the following:

1. *Financial Management and Audit Act 1990*;
2. *University of Tasmania Act 1992*;
3. Applicable Australian Accounting Standards and Concepts;
4. Streamlined financial reporting guidelines issued by DEET.

The format and presentation guidelines for reporting financial data are detailed in the DEET publication *Instructions for the Preparation of Annual Financial Reports by Australian Higher Education Institutions*.

The University of Tasmania's financial statements include an Operating Statement, a Statement of Financial Position, a Statement of Cash Flows and accompanying notes.

The principal accounting policies adopted by the University of Tasmania and its controlled entities are stated to assist in a general understanding of the accounts. These policies have been consistently applied and except where there is a note of a change in accounting policy, are consistent with those of the previous year.

The financial statements have been prepared on an accrual basis and except where otherwise indicated, on a historical cost basis. In accordance with the DEET Instructions, amounts in the financial statements have been rounded to the nearest one thousand dollars, unless specifically stated otherwise.

##### (b) Reporting entity/principles of consolidation

The consolidated financial reports comprise the accounts of the University, being the primary entity, and the entities under its control at the end of the financial year or that it controlled at any time during the financial year. This includes all administrative and organisational structures established by the University for the purposes of conducting its activities. The effect of all material transactions between entities included in the consolidated accounts have been eliminated in full.

The major activities of the University, as the primary entity, are teaching and research. The University relies predominantly on Commonwealth support for its recurrent activities. Commonwealth support is based on agreed student load and discipline profile.

The University's major functional areas are:

- academic activities
- libraries
- other academic support services
- student services
- public services
- buildings and grounds
- administration and other general institutional services.

The consolidated entity encompasses all other operations controlled by the University Council. The major consolidated entities are Uitas Consulting Limited and the University of Tasmania Foundation Inc.

The two major tests applied to determine whether control existed were either:

- the capacity to dominate decision-making, either directly or indirectly, in relation to financial and operating policies; or
- exposure to the majority of financial risks.

Where the University is merely a management agent for an operation then the entity is not consolidated. Therefore the Australian Music Examinations Board and the Co-operative Research Centres (CRCs) are not consolidated but reported by way of note (refer Note 23).

##### (c) Change in Accounting Policy

###### *Motor Vehicles*

In previous years two categories of motor vehicles were recognised for the purpose of calculating depreciation, that is pool and non pool vehicles. Non Pool vehicles were depreciated at a rate of 33%, whereas pool vehicles were not depreciated. In 1997, the University revised these rates in accordance with the re-issued AAS - Depreciation of Non Current Assets, which now requires assets to be depreciated over their useful life to the University.

Motor vehicles are now depreciated at a rate of 4%. This rate was determined by calculation of the useful life of the asset to the University, together with an allowance for the anticipated salvage value of vehicles upon retirement. This change in accounting policy resulted in a net increase in University profit and net assets of \$ 440,000.

###### *Investments*

A revaluation of Government and semi Government investments was performed as at 31 December 1997. The revaluation was undertaken as part of a change in accounting policy to disclose investments at market value. The market value of the investments was determined on the advice of the University's fund managers, Bankers Trust Fund Managers Ltd. The revaluation process resulted in an increase of \$1.922 million which was credited to the asset revaluation reserve. It is a policy of the University that Government and Semi Government securities be revalued on an annual basis.

##### (d) Doubtful debts

A provision is raised for any doubtful debts based on a review of all outstanding amounts at year end. All known bad debts are written off during the period in which they are recognised.

##### (e) Investments

Investment properties are those which return an income to the University. University investment properties were re-valued by Mr Chris Tuttle FVLE (Val & Econ) of the Australian Valuation Office in December 1994 on the basis of market value for existing use as at 31 December 1994. Investment property acquisitions since then are carried at the lower of cost (represented by purchase price and capital improvements) and recoverable amount. It is a policy that valuations are reviewed periodically, at least every five years.

University non-property investments such as Government and semi-government securities, fixed interest and other marketable securities are brought to account at the lower of market value and recoverable amount. Abnormal income of \$3,068 million was brought to account in 1997, representing investment income on Government and semi-Government securities not brought to account prior to 1997. University investments in non-listed shares are reported at recoverable amount. Interest income earned but not received is brought to account on an accrual basis.

# FINANCIAL STATEMENTS

The University of Tasmania Foundation Inc which is consolidated with the accounts of the University, reports its investments at market value.

## (f) Inventories

Inventories are carried at the lower of cost and net realisable value. Costs are assigned to inventory quantities on hand and in store at balance date using the first in first out principle. No values have been placed on issues to operating departments. Physical stock-takes of inventories are carried out just prior to year end. The major inventories carried by the University are of a consumable nature.

## (g) Plant and equipment

### *General*

Plant and equipment includes furniture; computer, scientific and office equipment; plant generally; motor vehicles; works of art; and any other item of value to the University. Items such as lifts and air conditioning systems, which are integral to a building, are treated as part of buildings. All items of plant, equipment are depreciated over their useful lives to the University commencing from the time the asset is held ready for use. Plant and equipment is carried at the lower of cost less accumulated depreciation, and recoverable amount.

For reasons of practicality, a capitalisation threshold of \$5,000 is applied to fixed assets. Where appropriate, aggregation of individual assets within asset categories is made. Items with a value under the capitalisation threshold are expensed in the year in which they are purchased.

### *Works of art, museums & other cultural collections*

Works of art, museums and other cultural collections are valued at market value or where no approximation of market value is available, at cost. It is a policy that valuations are reviewed periodically, at least every five years. These items, because of their nature, are not depreciated. The valuation of the collections was last reviewed at 31 December 1992.

Additions to collections are recognised at their acquisition cost. Additions acquired other than by an exchange transaction (eg donations, bequests) are recognised at their fair value.

### *Library collections*

The University's library collections were valued in-house at the end of 1992. The valuation was based on its three major collections - monographs, non-book materials and serials. These collections were identified as either 'current use' which are seen to have a finite useful life and 'permanently retained' which are acquired with the intention that they be held in perpetuity.

Both monographs and non-book materials are classified by the University Library as being permanently retained collections. They are valued in a similar manner to cultural collections and are not depreciated. The serials collection is regarded as having a pattern of declining use and is valued at depreciated replacement cost.

Additions to collections are recognised at their acquisition cost. Additions acquired other than by an exchange transaction (eg donations, bequests) are recognised at their fair value.

A complete stocktake of the collection has never been performed. In 1997, the University undertook statistical tests aimed at verifying the completeness of the collection. As a result of this exercise, the library collection was written down by \$2.4 million, being the statistically calculated exception rate. This was represented as an abnormal expense in the operating statement (refer note 11).

## (h) Land and buildings

*Land:* Land holdings controlled by the University at 1 January 1992 (i.e. land holdings which the University either holds title or controls and which are held for non-investment purposes) are valued according to most recent government valuation.

The process of revaluation follows the Valuer-General's revaluation cycle, which may result in a part of a class of asset being revalued, without revaluing the entire class of asset. Land acquired after this date is reported at cost.

The Hobart campus centred on Churchill Avenue is vested in the University under the University of Tasmania Act 1992.

The main campus of the University at Launceston is held in the name of the Government of Tasmania. The transfer of the property to the University is presently being negotiated. The adjoining (ex Brooks High School) campus is subject to a draft lease from the Government of Tasmania. Final details of the lease are under negotiation but will be similar to other University leases, that is a 'peppercorn' rent and a long duration.

*Buildings:* Buildings include all physical structures, improvements and fixtures and fittings where they clearly form part of a building. In December 1994 Mr Chris Tuttle FVLE (Val & Econ) of the Australian Valuation Office provided values for buildings and structures owned and controlled by the University. On campus buildings and structures and those of a specialised nature located off campus, were valued at depreciated replacement cost. All non-specialised buildings and structures located off campus, that are readily saleable in the normal real estate market, were valued on the basis of Market Value for existing use as at 31 December 1994. The revaluation process resulted in an upward adjustment of \$73.0 million which was credited to the Asset Revaluation Reserve. Future acquisitions will be carried at cost (represented by purchase price and capital improvements). It is a policy that valuations are reviewed periodically, at least every five years. Improvements and additions to buildings are disclosed separately at cost.

Buildings on University controlled land which are not owned or controlled by the University are not recognised in the statement of financial position. They are:

- Savings and Loans Credit Union facility;
- Tasmanian Museum and Art Gallery's Herbarium;
- CSIRO Forestry building (except that section housing the CRC);
- St John Fisher College;
- TAFE Building.

The Jane Franklin Hall of Residence Incorporated is subject to a 99 year lease from the Government of Tasmania. In turn, the University has sub-leased the property to Jane Franklin Hall Inc.

*Leasehold improvements:* The University is party to a number of property lease agreements which transfer substantially all the risks and benefits incidental to ownership to the University. The terms of the agreements range from 21 years and upwards. The associated lease payments are at 'peppercorn' rents. In respect to buildings, leasehold improvements are capitalised and valued in accordance with the principles outlined for buildings previously. Leasehold improvements were also included in the buildings and structures revaluation undertaken by the Australian Valuation Office.

Details of the University's major property leases are as follows:

- the Clinical School of the Medical Faculty located in Collins Street (Hobart) is controlled by the University on a 99 year lease from the Royal Hobart Hospital Board; and
- the Centre for the Arts at Hunter Street (Hobart) is subject to a draft 50 year lease from the Government of Tasmania.

*Buildings under construction:* The valuation of buildings under construction is recognised to the extent of completion of construction work as represented by progress payments to date. Contracts signed for the purpose of building projects which are not completed at balance date are disclosed as a capital expenditure commitment. The commitment disclosed is the value of contracts signed less progress payments made to balance date.

# FINANCIAL STATEMENTS

## (i) Depreciation and amortisation

The depreciable amount of all fixed assets including buildings but excluding freehold land, are depreciated over their useful lives to the University commencing from the time the asset is held ready for use. Properties held for investment purposes are not subject to a depreciation charge. In relation to leasehold improvements, the amortisation charge is based on the unexpired period of the lease or the useful life of the improvements, whichever is the shorter.

The depreciable asset categories and their rates are as follows:

Motor Vehicles	4.0%
Computing equipment, photocopiers	20.0%
Other plant and equipment	10.0%
Library (serials) ( current use )	10.0%
Buildings — main campus (multi-purpose usage)	1.0%
Buildings — off-campus ( e.g. student housing)	1.0%

## (j) Creditors

Creditors as at 31 December 1997 are reported in the statement of financial position. The creditors liability is based on invoices received in relation to 1997 activity but not paid as at balance date.

## (k) Accrued expenses

Expenses incurred at year end but not paid are accrued.

## (l) Employee entitlements

Provisions are made for employee entitlements for annual and long-service leave and superannuation.

### *Annual leave*

Payments for annual leave taken in-service or on termination are expensed in the current year. Annual leave for academic staff is administered by the Head of Department and records are not maintained centrally. Annual leave for academic staff is generally taken in the year in which it is accrued, hence no provision is made in respect of these employees. The provision relates to amounts expected to be paid to non-academic staff for their pro-rata entitlements calculated at current wage rates.

The University recognises this liability in accordance with AAS 30, Accounting for Employee Entitlements. In order to comply with that standard, entitlements for annual leave include on-costs calculated at 25% of total salary.

### *Long service leave*

The University recognises this liability in accordance with AAS 30, Accounting for Employee Entitlements. These entitlements are accrued in respect of all employees based on future remunerations including an allowance for promotions ( i.e. using an inflation rate of 8.1% ) and discounting the entitlement by using the rates applicable to government guaranteed securities.

The University recognises as a current liability, the portion of long service leave accruing to employees with ten or more years of service.

### *Superannuation*

The University has a policy of compulsory superannuation for continuing staff members. The majority of University staff are members of schemes known as 'Unisuper'. These schemes consist of the Superannuation Scheme for Australian Universities (SSAU) and the Tertiary Education Superannuation Scheme (TESS). These schemes are fully funded and thus no liability exists. University contributions are expensed as incurred.

Mr Grant Harslett of Towers Perrin, performed the last actuarial review of this fund on 12 May 1995 in respect of the financial year ended 31 December 1994.

## *University of Tasmania Staff Superannuation and Additional Benefits Scheme*

The University of Tasmania Staff Superannuation and Additional Benefits Scheme was closed on 31 December 1982 and wound up. All eligible new members of the University now join SSAU. Prior to this the University of Tasmania had a pension scheme based upon endowment insurance policies. In addition to these, there was a supplementary pension scheme whereby, based upon service, staff members were guaranteed a pension set at a proportion of their indexed salary. The pensions are indexed by movements in academic salaries, two aspects of the scheme remain.

### (i) *Lump Sum Compensation Benefits*

As part of the winding up of the University of Tasmania Staff Superannuation & Additional Benefits Scheme it was agreed with members that staff transferring contributions to SSAU would be compensated at retirement. The calculation of compensation is formula based and consistent with terms determined by Council in 1982. Compensation is adjusted in line with movements in the Consumer Price Index. It is financed on an emerging cost basis and charged against operating funds.

### (ii) *Supplementary Pension Scheme Liability*

In a report prepared by Mr Grant Harslett of Towers Perrin dated 31 January 1996, the present value of the University's liability at 31 December 1995 in respect of supplementary pensions being paid and all reversionary pensions which may become payable to spouses in the future was \$17.15 million. This is a closed scheme.

The value of the liability as at 31 December 1997 was \$16.304 million, with the decrease being attributable to payments made in the year.

The greatest annual pension payouts is expected to occur in the next 7 to 12 years and the total pension liability is likely to be extinguished in approximately 60 years. Past payments have tracked the original projections made by the Actuary.

It is anticipated that further actuarial reviews of the scheme will be undertaken every three to five years, with the next review due in 1999.

### *Provision for Retirement Benefits Fund*

The University of Tasmania has a liability in respect of a small number of staff who transferred from the Tasmanian College of Advanced Education and who are members of the State Government scheme, the Retirement Benefits Fund.

The Retirement Benefits ( Transferred Tasmanian College of Advanced Education Employees ) Act 1980 provides for past service liability of staff transferring to the University as at 1 January 1981 to be met by the Tasmanian Government.

In a report dated 26 April 1996 by Brian Bendzulla of Financial Synergy, Tasmania Pty Ltd, the value of past service liabilities at 31 December 1995 was \$7.109 million. The value of the liability as at 31 December 1997 was \$6.686 million, with the decrease being attributable to payments made in the year.

It is anticipated that further actuarial reviews of the scheme will be undertaken every three to five years, with the next review due in 1999.

### *Termination Benefits Scheme*

This scheme was carried over from the former TSIT and was established to provide an ex gratia payment to terminating contract staff, effectively in lieu of superannuation benefits. The balance of the liability was fully extinguished in 1997.

## (m) **Income Tax Status**

The activities of the University are exempt from income tax.

# FINANCIAL STATEMENTS

## (n) Financial Instruments Disclosure

### (1) Significant accounting policies, terms and conditions.

The University's accounting policies, including the terms and conditions of each class of financial asset and financial liability are as follows :

Recognised financial instrument	Accounting policies	Terms
<b>(a) Financial Assets</b>		
Bank Call Deposits	Bank call deposits are stated at cost.	Bank call deposit interest rate is determined by the official Money Market 11 AM call rate.
Receivables	Receivables are carried at nominal amounts due less any provision for doubtful debts.	Accounts Receivable credit terms are 30 days.
Investments	Investments are brought to account at market value.	Investments mainly comprise investments in managed funds. These financial instruments are traded in an organised financial market. There are no internal derivative transactions at balance date.
Unlisted Shares	Unlisted shares are carried at the lower of cost or recoverable amount.	Dividend income is recognised when received.

### (b) Financial Liabilities

Creditors and Accrued Liabilities	Liabilities are recognised for amounts to be paid in the future for goods and services received, whether or not invoiced to the University.	Creditors are normally settled on 30 Day terms.
-----------------------------------	---	---

Managed funds include government and semi government securities, bank bills and at call deposits. Any risks are managed for the fund by the fund manager.

Management of the University of Tasmania review the managed portfolios monthly, and report to the University Finance Committee, and Budget and Planning Committee.

### (2) Interest rate exposures

The Universities exposure to the effect of future changes in prevailing interest rates on financial instruments at balance date are:

#### (i) Financial Assets:

	Non Interest bearing	1 year or less	Over 1 year to 5 years	More than five years	Carrying amount as per balance sheet	Weighted effective interest rate
	\$'000	\$'000	\$'000		\$'000	%
Cash	337				337	N/A
Receivables	2,246				2,246	N/A
Managed Funds		44,527	9,260	12,882	66,669	6.6
Bank Call Deposits		2,875			2,875	5.73
Shares unlisted	107				107	N/A
<b>Total Financial Assets</b>	<b>2,690</b>	<b>47,402</b>	<b>9,260</b>	<b>12,882</b>	<b>72,234</b>	

#### (ii) Financial Liabilities

Creditors	17,368				17,368	N/A
Accrued Liabilities	38,420				38,420	N/A
<b>Total Liabilities</b>	<b>55,788</b>				<b>55,788</b>	

# FINANCIAL STATEMENTS

## 2. COMMONWEALTH GOVERNMENT GRANTS

Note: The information provided in this note is provided pursuant to the Instructions for the Preparation of Annual Reports issued by DEET who require the provision of University figures only.

### (i) Commonwealth government grants

The following Commonwealth government grants were received by the University in the reporting period:

	University	
	1997 \$'000	1996 \$'000
Pursuant to the Higher Education Funding Act 1988:		
Operating purposes excluding HECS	82,250	88,232
Special research assistance		
Large research grants	2,374	2,375
Small research grants	697	675
Collaborative research grants	830	592
* Research infrastructure grants		
Block Grants	1,866	1,782
Equipment & Facilities	499	950
Key centres of teaching and research	—	305
Research fellowships	265	497
* Postgraduate awards		
Australian Postgraduate Awards	1,945	2,030
Australian Postgraduate Awards (Industry)	849	633
Overseas postgraduate research scholarships	284	242
International research fellowship	44	
Adjustment to previous years grants		
Teaching hospitals	131	129
Capital	1,674	
Special Research Centres	825	
	94,533	98,442
Other Commonwealth government grants:		
Child Care	466	593
Civil Aviation Authority	—	44
Employment, Education & Training	672	382
Environment, Sport & Territories	154	109
Human Services & Health	2,152	1,938
Industry Technology & Commerce	346	270
Primary Industry & Energy	1,083	662
Other	1,023	1,434
Veterans Affairs	104	
	100,533	103,874
<b>Total Commonwealth government grants</b>	<b>100,533</b>	<b>103,874</b>

# FINANCIAL STATEMENTS

**(ii) Amounts provided pursuant to the Higher Education Funding Act 1988 & amounts expended**

	University	
	1997	1996
	\$'000	\$'000
<b>Operating purposes excluding HECS:</b>		
<i>Grant received in previous period:</i>		
advance payment received in previous period	6,699	6,895
carry-over from previous period	1,623	—
sub-total amount received in previous period	8,322	6,895
<i>Grant received in the reporting period</i>	81,725	88,036
<i>Amount attributable to future period:</i>		
advance payment received in respect of next period	(6,174)	(6,699)
under-expenditure in the reporting period	(790)	(59)
sub-total amount attributable to future period	(6,964)	(6,758)
<i>Amount expended in the reporting period</i>	83,083	88,173
<b>Large research grants:</b>		
<i>Grant received in previous period:</i>		
advance payment received in previous period	125	190
carry-over from previous period	634	546
sub-total amount received in previous period	759	736
<i>Grant received in the reporting period</i>	2,380	2,310
<i>Amount attributable to future period:</i>		
advance payment received in respect of next period	(131)	(125)
under-expenditure in the reporting period	(425)	(634)
sub-total amount attributable to future period	(556)	(759)
<i>Amount expended in the reporting period</i>	2,583	2,287
<b>Small research grants:</b>		
<i>Grant received in previous period:</i>		
advance payment received in previous period	—	—
carry-over from previous period	118	86
sub-total amount received in previous period	118	86
<i>Grant received in the reporting period</i>	697	675
<i>Amount attributable to future period:</i>		
advance payment received in respect of next period	—	—
under-expenditure in the reporting period	(111)	(118)
sub-total amount attributable to future period	(111)	(118)
<i>Amount expended in the reporting period</i>	704	643



# FINANCIAL STATEMENTS

(ii) Amounts provided (cont.)

	University	
	1997	1996
	\$'000	\$'000
<b>Collaborative research grants:</b>		
<i>Grant received in previous period:</i>		
advance payment received in previous period	435	175
carry-over from previous period	17	117
	452	292
<i>sub-total amount received in previous period</i>		
<i>Grant received in the reporting period</i>	884	852
<i>Amount attributable to future period:</i>		
advance payment received in respect of next period	(489)	(435)
under-expenditure in the reporting period	(106)	(17)
	(595)	(452)
<i>sub-total amount attributable to future period</i>		
	741	692
<i>Amount expended in the reporting period</i>		
 <b>Research Infrastructure — Block Grants</b>		
<i>Grant received in previous period:</i>		
advance payment received in previous period	—	44
carry-over from previous period	203	43
	203	87
<i>sub-total amount received in previous period</i>		
<i>Grant received in the reporting period</i>	1,866	1,739
<i>Amount attributable to future period:</i>		
advance payment received in respect of next period	—	—
under-expenditure in the reporting period	(246)	(203)
	(246)	(203)
<i>sub-total amount attributable to future period</i>		
	1,823	1,623
<i>Amount expended in the reporting period</i>		
 <b>Research Infrastructure — Equipment &amp; Facilities</b>		
<i>Grant received in previous period:</i>		
advance payment received in previous period	40	76
carry-over from previous period	164	67
	204	143
<i>sub-total amount received in previous period</i>		
<i>Grant received in the reporting period</i>	459	914
<i>Amount attributable to future period:</i>		
advance payment received in respect of next period	—	(40)
under-expenditure in the reporting period	—	(164)
	—	(204)
<i>sub-total amount attributable to future period</i>		
	663	853
<i>Amount expended in the reporting period</i>		

# FINANCIAL STATEMENTS

**(ii) Amounts provided (cont.)**

	University	
	1997	1996
	\$'000	\$'000
<b>Special Research and Key Centres</b>		
<i>Grant received in previous period:</i>		
advance payment received in previous period	66	24
carry-over from previous period	—	—
	-----	-----
sub-total amount received in previous period	66	24
<i>Grant received in the reporting period</i>	826	347
<i>Amount attributable to future period:</i>		
advance payment received in respect of next period	(67)	(66)
under-expenditure in the reporting period	(18)	—
	-----	-----
sub-total amount attributable to future period	(85)	(66)
	-----	-----
<i>Amount expended in the reporting period</i>	807	305
	=====	=====
<b>Research fellowships:</b>		
<i>Grant received in previous period:</i>		
advance payment received in previous period	23	39
carry-over from previous period	131	153
	-----	-----
sub-total amount received in previous period	154	192
	-----	-----
<i>Grant received in the reporting period</i>	268	482
<i>Amount attributable to future period:</i>		
advance payment received in respect of next period	(26)	(23)
under-expenditure in the reporting period	(32)	(131)
	-----	-----
sub-total amount attributable to future period	(58)	(154)
	-----	-----
<i>Amount expended in the reporting period</i>	364	520
	=====	=====
<b>International Research Fellowships</b>		
<i>Amounts received in previous period:</i>		
advance payment received in previous period	—	—
carry-over from previous period	—	—
	-----	-----
sub-total amount received in previous period	—	—
	-----	-----
<i>Amounts received in the reporting period</i>	45	—
<i>Amount attributable to future period:</i>		
advance payment received in respect of next period	—	—
under-expenditure in the reporting period	(8)	—
	-----	-----
sub-total amount attributable to future period	(8)	—
	-----	-----
<i>Amount expended in the reporting period</i>	37	—
	=====	=====

# FINANCIAL STATEMENTS

(ii) Amounts provided (cont.)

	University	
	1997	1996
	\$'000	\$'000
<b>Australian Postgraduate awards:</b>		
<i>Grant received in previous period:</i>		
advance payment received in previous period	157	159
carry-over from previous period	23	(45)
	180	114
<i>sub-total amount received in previous period</i>		
<i>Grant received in the reporting period</i>	1,788	2,028
<i>Amount attributable to future period:</i>		
advance payment received in respect of next period	(157)	
under-expenditure in the reporting period	(82)	(23)
	(82)	(180)
<i>sub-total amount attributable to future period</i>		
<i>Amount expended in the reporting period</i>	1,886	1,962
<b>Australian Postgraduate awards (Industry):</b>		
<i>Grant received in previous period:</i>		
advance payment received in previous period	39	33
carry-over from previous period	56	27
	95	60
<i>sub-total amount received in previous period</i>		
<i>Grant received in the reporting period</i>	857	640
<i>Amount attributable to future period:</i>		
advance payment received in respect of next period	(47)	(39)
under-expenditure in the reporting period	(187)	(53)
	(234)	(92)
<i>sub-total amount attributable to future period</i>		
<i>Amount expended in the reporting period</i>	718	608
<b>Overseas postgraduate research scholarships:</b>		
<i>Grant received in previous period:</i>		
advance payment received in previous period	23	—
carry-over from previous period	6	(4)
	29	(4)
<i>sub-total amount received in previous period</i>		
<i>Grant received in the reporting period</i>	261	264
<i>Amount attributable to future period:</i>		
advance payment received in respect of next period	(23)	
under-expenditure in the reporting period	(41)	(6)
	(41)	(6)
<i>sub-total amount attributable to future period</i>		
<i>Amount expended in the reporting period</i>	249	231

# FINANCIAL STATEMENTS

## (ii) Amounts provided (cont.)

	University	
	1997	1996
	\$'000	\$'000
<b>Teaching hospitals:</b>		
<i>Grant received in previous period:</i>		
advance payment received in previous period	10	10
carry-over from previous period		4
	-----	-----
sub-total amount received in previous period	10	14
<i>Grant received in the reporting period</i>	131	129
<i>Amount attributable to future period:</i>		
advance payment received in respect of next period	(10)	(10)
under-expenditure in the reporting period	—	
	-----	-----
sub-total amount attributable to future period	(10)	(10)
	-----	-----
<i>Amount expended in the reporting period</i>	131	133
	=====	=====

## (iii) Acquital of Commonwealth Government Grants

The following Commonwealth Government grants were under-expended in the 1997 reporting period:

	Grants available for this period	Expense	Under- Expenditure
	\$'000	\$'000	\$'000
<b>Operating purposes excluding HECS</b>			
Base Operating Grant	81,994	81,994	—
Quality Assurance	1,440	829	612
Higher Education Innovation Program	295	117	178
Equality of Opportunity	144	144	
Superannuation	—	—	—
	-----	-----	-----
<b>Sub-total Operating Purposes excluding HECS</b>	83,873	83,084	790
<b>HECS Trust Fund</b>	22,895	22,895	—
<b>Special Research Assistance</b>			
Large Research Grants	3,008	2,583	425
Small Research Grants	815	704	111
Collaborative Research Grants	847	741	106
Research Infrastructure — Block Grants	2,069	1,823	246
Research Infrastructure — Equipment & Facilities	663	663	—
Special Research and Key Centres	825	807	18
Research Fellowships	396	364	32
International Research Fellowships	45	37	8
Australian Postgraduate Awards	1,968	1,886	82
Australian Postgraduate Awards (Industry)	905	718	187
Overseas Postgraduate Research Scholarships	290	249	41
	-----	-----	-----
<b>Teaching Hospital</b>	131	131	—
	-----	-----	-----
<b>TOTALS</b>	118,730	116,685	2,046
	=====	=====	=====

# FINANCIAL STATEMENTS

## 3. HIGHER EDUCATION CONTRIBUTION SCHEME

Higher Education Contribution Scheme revenue was collected by the University as follows during the reporting period.

		University	
		1997	1996
		\$'000	\$'000
Received from Higher Education Trust Fund	*	22,975	17,543
Received from students		3,282	2,839
		26,257	20,382
		26,257	20,382

Note: The information provided in this note is provided pursuant to the Instructions for the Preparation of Annual Reports issued by DEET who require the provision of University figures only.

\* This amount includes amounts received from the Higher Education Trust Fund of \$22,895,000 and adjustments to up-front receipts brought to account.

## 4. TASMANIAN GOVERNMENT GRANTS

State Government grants for the following purposes were received by the University during the reporting period.

	Consolidated		University	
	1997	1996	1997	1996
	\$'000	\$'000	\$'000	\$'000
<i>(i) Operating activities</i>				
Contribution to clinical sessions and library				
— Royal Hobart Hospital	173	282	173	282
<i>(ii) Research activities</i>				
Research grants	2,556	976	2,556	976
Research consultancies	61	106	61	106
<i>(iii) Independent activities</i>				
Centre for Regional Economic Analysis				
— Department of Treasury	135	90	135	90
Menzies Centre for Population Health Research				
— Dept of Community and Health Services	126	240	126	240
<i>(iv) Other</i>				
Other	52	483	52	483
	3,103	2,177	3,103	2,177
	3,103	2,177	3,103	2,177

# FINANCIAL STATEMENTS

## 5. FEES AND CHARGES

Fees and charges were collected from the following sources during the reporting period:

	Consolidated		University	
	1997	1996	1997	1996
	\$'000	\$'000	\$'000	\$'000
Continuing education	787	815	3	1
Full fee paying overseas students	7,829	7,980	7,829	7,980
Fees-approved post grad. award students	746	599	746	599
Other by major categories:				
ELICOS	808	812	808	812
Non-award students	47	35	47	35
Child Care Centre fees	615	663	615	663
Accommodation Charges — Hobart	653	918	653	918
Accommodation Charges — Launceston	1,088	1,229	1,088	1,229
Other	170	350	171	350
	<u>12,743</u>	<u>13,401</u>	<u>11,960</u>	<u>12,587</u>

## 6. OTHER INCOME

Other income was collected from the following sources during the reporting period:

	Consolidated		University	
	1997	1996	1997	1996
	\$'000	\$'000	\$'000	\$'000
<i>(i) Operating activities</i>				
RMIT — staff development		194		194
AMC Service Teaching	114	181	114	181
Other	65	58	65	58
<i>(ii) Independent activities</i>				
Unitas Consulting Ltd — fees received	806	695		—
Menzies Foundation	248	233	248	233
Other	196	275	196	275
<i>(iii) Other</i>				
Consultancies / discretionary funds	2,271	2,791	2,271	2,791
Apple Consortium sales	2,096	2,350	2,096	2,350
Sport & Recreation	454	433	454	433
Copy card sales	357	381	357	381
Other	1,450	935	1,450	933
	<u>8,057</u>	<u>8,526</u>	<u>7,251</u>	<u>7,829</u>

# FINANCIAL STATEMENTS

## 7. EXPENSES ATTRIBUTED TO FUNCTIONS

		Consolidated		University	
		1997	1996	1997	1996
		\$'000	\$'000	\$'000	\$'000
<i>Academic Activities</i>					
Academic staff salaries		33,392	36,338	33,392	36,338
Academic staff salary related costs	8	9,454	11,089	9,454	11,089
Non-academic staff salaries		16,144	14,824	16,144	14,824
Non-academic staff salary related costs	8	2,851	2,711	2,851	2,711
Depreciation expense					
Computing equipment		612	693	612	693
Buildings		1,959	1,950	1,959	1,950
Leasehold		382	382	382	382
Other		1,223	1,119	1,223	1,119
Other operating expenses	7 (i)	24,721	25,347	24,721	25,347
		<u>90,738</u>	<u>94,453</u>	<u>90,738</u>	<u>94,453</u>
<i>Libraries</i>					
Non-academic staff salaries		2,818	3,208	2,818	3,208
Non-academic staff salary related costs	8	670	722	670	722
Depreciation expense					
Computing equipment		81	70	81	70
Buildings		122	122	122	122
Library collections		1,302	1,184	1,302	1,184
Other		71	37	71	37
Other operating expenses	7 (i)	132	1,240	132	1,240
		<u>5,196</u>	<u>6,583</u>	<u>5,196</u>	<u>6,583</u>
<i>Other academic support services</i>					
Academic staff salaries		176	206	176	206
Academic staff salary related costs	8	23	31	23	31
Non-academic staff salaries		4,512	4,831	4,512	4,831
Non-academic staff salary related costs	8	1,008	1,181	1,008	1,181
Depreciation expense					
Computing equipment		438	424	438	424
Buildings		50	50	50	50
Other		536	396	536	396
Other operating expenses	7 (i)	2,384	2,396	2,384	2,396
		<u>9,127</u>	<u>9,515</u>	<u>9,127</u>	<u>9,515</u>
<i>Student Services</i>					
Non-academic staff salaries		1,649	1,687	1,649	1,687
Non-academic staff salary related costs	8	395	435	395	435
Depreciation expense					
Computing equipment	1	3	1	3	
Buildings		300	300	300	300
Leasehold		5	3	5	3
Other		8	5	8	5
Other operating expenses	7 (i)	2,577	2,790	2,577	2,790
		<u>4,935</u>	<u>5,223</u>	<u>4,935</u>	<u>5,223</u>

# FINANCIAL STATEMENTS

	Note	Consolidated		University	
		1997 \$'000	1996 \$'000	1997 \$'000	1996 \$'000
<i>Public services</i>					
Academic staff salaries		51	50	51	50
Academic staff salary related costs	8	12	11	12	11
Non-academic staff salaries		1,226	1,019	1,226	1,019
Non-academic staff salary related costs	8	241	207	241	207
Depreciation expense					
Computing equipment		7	3	7	3
Buildings		59	59	59	59
Other		78	69	78	69
Other operating expenses	7 (i)	616	640	616	640
		2,290	2,058	2,290	2,058
		2,290	2,058	2,290	2,058
<i>Buildings and grounds</i>					
Non-academic staff salaries		2,082	2,182	2,082	2,182
Non-academic staff salary related costs	8	490	449	490	449
Depreciation expense					
Computing equipment		8	50	8	50
Buildings		216	121	216	121
Other		53	475	53	475
Other operating expenses	7 (i)	3,389	2,832	3,389	2,832
		6,238	6,109	6,238	6,109
		6,238	6,109	6,238	6,109
<i>Administration and other general institutional services</i>					
Non-academic staff salaries		5,770	6,201	5,770	6,201
Non-academic staff salary related costs	8	2,150	2,167	2,150	2,167
Depreciation expense					
Computing equipment		89	138	89	138
Buildings		220	147	220	147
Other		70	76	70	76
Other operating expenses	7 (i) & (ii)	11,268	9,244	11,268	9,244
		19,567	17,973	19,567	17,973
		19,567	17,973	19,567	17,973
<i>Other</i>					
Non-academic staff salaries		1,509	1,643	986	1,101
Non-academic staff salary related costs	8	41	66	41	66
Depreciation expense					
Buildings		81	82	81	82
Other		22	19	6	6
Other operating expenses	7 (i)	1,573	1,260	168	277
		3,226	3,070	1,282	1,532
		3,226	3,070	1,282	1,532
<b>Total operating expenses before abnormal items</b>					
		141,317	144,984	139,373	143,446
		141,317	144,984	139,373	143,446



# FINANCIAL STATEMENTS

7 (i) The following non-salary expenses incurred during the reporting period and included as other operating expenses above:

	Note	Consolidated		University	
		1997	1996	1997	1996
		\$'000	\$'000	\$'000	\$'000
Cleaning		930	894	930	894
Communications		1,516	1,920	1,516	1,920
Stipends & Scholarships	(b)	5,488	5,093	5,488	5,093
Consumables		13,784	14,828	13,784	14,828
Consultancy Services	(a)	1,565	1,532	1,565	1,532
Electricity and heating fuels		2,497	2,822	2,497	2,822
Repairs and maintenance		3,020	2,164	3,020	2,164
Travel		3,399	3,359	3,399	3,359
Minor equipment		4,944	4,253	7,638	4,253
Minor works		453	233	453	233
Other	(c)	9,064	8,649	4,963	7,667
		46,660	45,747	45,253	44,765
		46,660	45,747	45,253	44,765

Notes :

- (a) This amount was previously shown as part of other expenses
- (b) This amount has previously been classified as part of non academic salary related expenses
- (c) The category 'Other' is represented by a number of items which, individually, are less significant.

7 (ii) The increase in other administration expenses for the year includes the following:

	Consolidated		University	
	1997	1996	1997	1996
	\$'000	\$'000	\$'000	\$'000
Settlement of liability resulting from payroll tax audit	664	—	664	—
Expenses associated with the development of a new FMIS	245	—	245	—
Increase in AARNET subscriptions over the prior year	185	—	185	—
	1,094	—	1,094	—
	1,094	—	1,094	—

## 8. SALARY RELATED EXPENSES

The following salary related expenses were incurred during the reporting period:

	Consolidated		University	
	1997	1996	1997	1996
	\$'000	\$'000	\$'000	\$'000
Contributions to superannuation & pension schemes:				
Emerging costs	1,837	1,842	1,837	1,842
Funded	9,739	10,088	9,739	10,088
Provisions for future emerging costs	(345)	296	(345)	296
Payroll tax	4,791	4,856	4,791	4,856
Workers' compensation	676	586	676	586
Long service leave expense	181	113	181	113
Annual leave expense	(254)	278	(254)	278
Other — allowances (refer note 7 (b) above)	710	1,009	710	1,009
	17,335	19,068	17,335	19,068
	17,335	19,068	17,335	19,068

Note: Annual leave and long service leave payments are included as part of staff salaries.  
The current year figures reflect changes in the provisions.

# FINANCIAL STATEMENTS

## 9. AUDITORS' REMUNERATION

The amount due and payable to the Auditor-General in connection with auditing the 1997 accounts is \$65,500 (1996: \$65,500). The Auditor-General received no other benefits.

Note	Consolidated		University	
	1997	1996	1997	1996
	\$'000	\$'000	\$'000	\$'000

## 10. EXPENSES

The following expenses were incurred during the reporting period and are included as operating expenses in Note 7 above:

	1997	1996	1997	1996
	\$'000	\$'000	\$'000	\$'000
Depreciation expense				
Computing equipment	1,237	1,380	1,237	1,380
Library collections	1,302	1,184	1,302	1,184
Buildings	2,842	2,829	2,842	2,829
Leasehold improvements	387	387	387	387
Other equipment	2,224	2,200	2,208	2,187
	7,992	7,980	7,976	7,967
	7,992	7,980	7,976	7,967

## 11. ABNORMAL ITEMS

The following abnormal items are included in the operating result:

Write down valuation of Library Collection	(a)	(2,406)	—	(2,406)	—
Cost of redundancy program in 1997	(b)	(6,367)	—	(6,367)	—
Investment income on Government & Semi Government investments brought to account for years prior to 1997	(c)	3,068	—	3,068	—
		(5,705)	—	(5,705)	—
		(5,705)	—	(5,705)	—

Note (a) In 1997 the University undertook statistical tests aimed at verifying the completeness of Library books. As a result of that exercise, a write-down of \$2,406 million was recorded to reflect the value of books not existing

(b) Cost of redundancy of program in 1997

(c) Investment income on Government and Semi Government investments brought to account for the first time in 1997. (refer Note 1.(e))

## 12. NON-MONETARY RESOURCES RECEIVED FREE OF CHARGE

Non-monetary resources given to the University or its controlled entities:

Library collections	237	224	237	224
Works of art, cultural collections	8	55	8	55
	245	279	245	279
	245	279	245	279

## 13. RECEIVABLES

### (i) Current

Debtors		1,828	2,241	1,581	2,020
Less provision for doubtful debts	1(d)	89	117	89	117
		1,739	2,124	1,492	1,903
Accrued revenue		487	787	474	777
Sundry loans and advances		17	187	17	187
		2,243	3,098	1,983	2,867
		2,243	3,098	1,983	2,867

### (ii) Non-current

Sundry loans and advances		3	23	3	23
		3	23	3	23
		3	23	3	23

# FINANCIAL STATEMENTS

	Note	Consolidated		University	
		1997 \$'000	1996 \$'000	1997 \$'000	1996 \$'000
<b>14. INVESTMENTS</b>	1(e)				
(i) Current					
At call deposits at market value		6,749	4,366	6,485	4,046
Shares and securities at market value		894	833	0	0
Investment with trustee		760	760	760	760
Bank Bills at market value		38,956	28,864	38,956	28,864
Gov't & Semi Gov't Securities @ Market Value		43	754	43	754
		47,402	35,577	46,244	34,424
		47,402	35,577	46,244	34,424
(ii) Non-current					
Gov't & Semi Gov't Securities @ Market Value	(a)	22,144	14,925	22,144	14,925
Shares — unlisted		107	107	107	107
		22,251	15,032	22,251	15,032
		22,251	15,032	22,251	15,032
Property held for investment purposes					
— at Aust Valuation Office market value 1994		8,215	8,215	8,215	8,215
		30,466	23,247	30,466	23,247
		30,466	23,247	30,466	23,247
<p>Note (a) A revaluation of investments was performed as at 31 December 1997. The revaluation, which was undertaken as part of a change in accounting policy to disclose investments at market value, was based on the current market value of investments as at 31 December 1997.</p>					
<b>15. INVENTORIES</b>	1(f)				
Current					
Printing and photography materials — at cost		71	75	71	75
Other materials and stores — at cost		269	90	269	90
		340	165	340	165
		340	165	340	165
<b>16. OTHER CURRENT ASSETS</b>					
Prepayments		116	375	90	352
		116	375	90	352
		116	375	90	352

# FINANCIAL STATEMENTS

	Note	Consolidated		University	
		1997 \$'000	1996 \$'000	1997 \$'000	1996 \$'000
<b>17. PROPERTY, PLANT AND EQUIPMENT</b>	1(g) 1(h)				
Land					
at government valuation		6,982	6,982	6,982	6,982
Land					
at cost		1,470	1,470	1,470	1,470
Buildings					
at AVO market value 1994		1,287	1,287	1,287	1,287
AVO replacement value 1994		266,205	266,205	266,205	266,205
accumulated depreciation		(56,353)	(53,603)	(56,353)	(53,603)
		209,852	212,602	209,852	212,602
Leasehold Improvements					
AVO replacement value 1994		38,474	38,474	38,474	38,474
accumulated amortisation		(11,537)	(11,150)	(11,537)	(11,150)
		26,937	27,324	26,937	27,324
Buildings under construction					
at cost		4,191	1,080	4,191	1,080
Buildings : Improvements & additions					
at cost		9,818	8,969	9,818	8,969
accumulated depreciation		(183)	(92)	(183)	(92)
		9,635	8,877	9,635	8,877
Plant and equipment					
at cost		49,341	44,519	49,092	44,298
accumulated depreciation		(21,550)	(19,358)	(21,483)	(19,307)
		27,791	25,161	27,609	24,991
at University valuation		33,971	36,771	33,971	36,771
accumulated depreciation		(3,149)	(2,797)	(3,149)	(2,797)
		30,822	33,974	30,822	33,974
Total property, plant and equipment					
— written down book value		318,967	318,757	318,785	318,587

# FINANCIAL STATEMENTS

## 17. PROPERTY, PLANT AND EQUIPMENT (cont.)

	1997 consolidated figures only		
	Asset	Accumulated	Written-down
	value \$'000	Depreciation \$'000	value \$'000
Plant and equipment — at cost			
Computing equipment	9,668	6,832	2,836
Motor vehicles	3,208	530	2,678
Works of art, cultural collections	301	—	301
Library collections	11,687	1,902	9,785
Other equipment	24,239	12,286	11,953
	49,103	21,550	27,553
Plant and equipment — at University valuation			
Works of art, cultural collections	1,728	—	1,728
Library collections	32,243	3,149	29,094
	33,971	3,149	30,822

	Note	Consolidated		University	
		1997 \$'000	1996 \$'000	1997 \$'000	1996 \$'000
<b>18. CREDITORS</b>					
<i>Current</i>	1(j)				
Creditors		6,890	4,462	7,080	4,407
Income received in advance		10,478	10,921	10,249	10,684
		17,368	15,383	17,329	15,091
<b>19. BORROWINGS</b>					
<i>Current</i>					
Bank overdraft		195	208	195	208
Other		149	114	67	65
		344	322	262	273
<b>20. ACCRUED LIABILITIES</b>					
<i>(i) Current</i>					
Accrued expenses	1(k)				
Salaries and wages accrued		1,787	884	1,787	884
Other		384	769	373	765
		2,171	1,653	2,160	1,649
Provisions					
for annual leave	1(l)	2,070	2,340	2,051	2,305
for long service leave	1(l)	8,011	8,827	8,011	8,827
for superannuation	1(l)	1,192	1,333	1,192	1,333
		11,273	12,500	11,254	12,465
		13,444	14,153	13,414	14,114

# FINANCIAL STATEMENTS

	Note	Consolidated		University	
		1997 \$'000	1996 \$'000	1997 \$'000	1996 \$'000
<i>(ii) Non-current</i>					
Provisions					
for long service leave	1(l)	3,078	2,080	3,078	2,080
for superannuation	1(l)	21,898	22,767	21,898	22,767
		24,976	24,847	24,976	24,847

## 21. ACCUMULATED RESULTS OF OPERATIONS

### *(i) Restricted Funds*

The Statement of Financial Position combines a number of funds which, under granting conditions, can only be utilized for specified expenditure purposes. These special purposes cannot be allocated to general purpose expenditure categories.

Restricted funds comprise:

#### (i) General Trust Funds

— specific research grants and postgraduate scholarships;

#### (ii) Permanent Trust Funds

— donations for endowments and specified purposes such as prizes and scholarships.

General Trust Funds		6,118	4,966	6,118	4,966
Permanent Trust Funds	(a)	5,023	4,242	5,023	4,242
		11,141	9,208	11,141	9,208
Balance at end of previous year		9,208	7,405	9,208	7,405
Transfer from/(to) accumulated funds		1,933	1,803	1,933	1,803
Balance at end of year		11,141	9,208	11,141	9,208

Note (a) Permanent Trust Funds includes legally defined trusts.

These funds are accounted for in a separate ledger and are invested in accordance with the Trustee Act 1898.

### *(ii) Reserves*

#### Asset revaluation reserve

Balance at end of previous year		270,923	270,910	270,876	270,876
Add: Revaluation increments on					
— Investments		1,922	13	1,922	—
Less: Revaluation decrements	(13)				
Balance at end of year		272,832	270,923	272,798	270,876

### *(iii) Accumulated Funds*

Balance at end of previous year		46,644	37,459	45,494	36,681
Less: Adjustment to reflect reclassification of entities previously consolidated		—	—	—	(316)
Less: Liability to consolidated entities not previously recognised				(378)	
Adjusted balance at 1 January 1997		46,644	37,459	45,116	36,365
Add: Operating result (inclusive of transfers)		13,125	9,185	13,212	9,129
Balance at end of year		59,769	46,644	58,328	45,494

Note (a) Adjustment to opening accrual entries reflects changes in the recognition of some assets and liabilities as they existed at 1 January 1992.

# FINANCIAL STATEMENTS

	Note	Consolidated		University	
		1997 \$'000	1996 \$'000	1997 \$'000	1996 \$'000
<b>22. NOTES TO THE STATEMENT OF CASH FLOWS</b>					
<i>(i) Reconciliation of Cash</i>					
For the purposes of the Statement of Cash Flows, the University considers cash to include cash on hand, short term deposits at call and investments in money market instruments, net of outstanding bank overdrafts. Cash at the end of the reporting period, as shown in the Statement of Cash Flows, is reconciled to the related items in the Statement of Financial Position as follows:					
Cash		337	238	337	238
Short term deposits at call	14	6,749	4,366	6,485	4,046
Bank bills of exchange	14	38,956	28,864	38,956	28,864
Bank overdraft	19	(195)	(207)	(195)	(207)
		45,847	33,261	45,583	32,941
		45,847	33,261	45,583	32,941
<i>(ii) Non-cash Financing and Investing Activities</i>					
During the reporting period the University acquired plant and equipment with an aggregate fair value of \$245,000 (1996 \$279,000) by means of donations. These acquisitions are not reflected in the Statement of Cash Flows.					
<i>(iii) Reconciliation of Net Cash used in Operating Activities to Operating Result</i>					
Operating result		15,058	10,988	15,145	10,932
Depreciation		7,992	7,980	7,976	7,969
Provision for doubtful debts		(28)	9	(28)	9
Change in Assets and Liabilities					
(Increase)/decrease in receivables		413	(777)	439	(988)
(Increase)/decrease in inventories		(174)	87	(174)	87
(Increase)/ decrease in sundry loans & advances		190	515	190	515
(Increase)/decrease in accrued revenue		301	185	303	130
(Increase)/decrease in other assets		259	1,116	261	1,106
(Decrease)/increase in income in advance		(443)	148	(435)	218
(Decrease)/increase in creditors		2,504	(1,062)	2,398	(1,019)
(Decrease)/increase in accrued expenses		518	453	511	465
(Decrease)/increase in employee entitlements		(1,199)	(518)	(1,182)	(525)
(Decrease)/increase in other borrowings		34	114	1	66
Donations property plant & equipment		(245)	(279)	(245)	(279)
Abnormal loss on write-down of library valuation		2,406	—	2,406	—
Loss on sale of property, plant and equipment		360	738	360	738
Gains on sale of property, plant and equipment		(171)	(156)	(171)	(156)
Commonwealth government grants		(94,034)	(98,474)	(94,034)	(98,474)
Tasmanian government grants		(3,186)	(2,232)	(3,186)	(2,232)
Other (ie government/agencies)		(6,000)	(5,432)	(6,000)	(5,432)
Net cash provided or used by operating activities		(75,445)	(86,597)	(75,465)	(86,870)
		(75,445)	(86,597)	(75,465)	(86,870)

# FINANCIAL STATEMENTS

	Note	Consolidated		University	
		1997 \$'000	1996 \$'000	1997 \$'000	1996 \$'000
<i>(iv) Payments for Property, Plant and Equipment</i>					
Purchases:					
Buildings		3,704	2,239	3,704	2,239
Works of art, cultural collections		—	69	—	69
Library collections		2,523	2,593	2,523	2,593
Motor vehicles		1,241	1,707	1,241	1,707
Computing equipment		756	1,077	756	1,077
Other equipment		3,367	2,771	3,339	2,726
		<u>11,591</u>	<u>10,456</u>	<u>11,563</u>	<u>10,411</u>

## 23. ACTIVITIES NOT CONSOLIDATED

### *(i) Australian Music Examinations Board*

The Conservatorium of Music organises and conducts examinations on behalf of the Australian Music Examinations Board (AMEB). The major sources of income are a grant from the Tasmanian Government and examination entry fees. The University of Tasmania acts as the management agent for the AMEB.

### *(ii) Co-operative Research Centres*

In 1991 the Commonwealth Government established its Co-operative Research Centre (CRC) program to conduct large-scale research in areas of economic significance to Australia. To date, the University of Tasmania has been successful with three applications, in collaboration with partners from industry and other research organisations. They are:

- (a) The Antarctic and Southern Ocean Environment Research Centre
- (b) The Co-operative Research Centre for Temperate Hardwood Forestry
- (c) Co-operative Research Centre for Aquaculture

The Antarctic and Southern Ocean Environment Research Centre has as partners the University; the CSIRO Division of Oceanography; the Antarctic Division of the Department of Arts, Sport and the Environment; the Bureau of Meteorology; and the Bureau of Mineral Resources Geology and Geophysics.

The Australian Research Centre for Temperate Hardwood Forestry involves the University; the CSIRO Division of Forestry; the Tasmanian Forestry Commission; Australian Newsprint Mills Ltd; and North Broken Hill Ltd.

The Co-operative Research Centre for Aquaculture involves the University; CSIRO Division of Fisheries; Department of Primary Industry, Queensland; Department of Primary Industry, Fisheries and Energy, Tasmania; NSW Department of Fisheries; James Cook University; University of Technology, Sydney; Australian Institute of Marine Science; SALTAS, Tasmania; Department of Industry and Fisheries, Northern Territory; Darwin Pearl Shell Hatchery; Mossman Central Mill; University of Central Queensland; Northern Territory University; and South Australian Research and Development Institute.

The University's cash and in-kind contributions to the CRCs have been brought to account as part of the University's consolidated financial statements.



# FINANCIAL STATEMENTS

	Note	Consolidated		University	
		1997 \$'000	1996 \$'000	1997 \$'000	1996 \$'000
<b>24. COMMITMENTS</b>					
<i>(i) Capital Expenditure Commitments</i>					
Contracted but not provided for and payable:					
not later than 1 year		3,697	622	3,697	622

*(ii) General Commitments*

The University operates a Financial Management System (FMS) which identifies a commitment for every purchase order raised. As mentioned in Note 1(j), creditors are reported in the Statement of Financial Position instead of commitments. Commitments will continue to be recorded for management accounting purposes. Recorded commitments are expected to be discharged in the following year.

As at 31 December 1995, commitments recorded against funds (reduced by the amount taken up as creditors) were as follows:

General Trust Funds	461	600	461	600
Operating Funds	1,251	1,404	1,251	1,404
Other Discretionary Funds	170	248	170	248
Independent Activities	741	111	741	
	2,623	2,363	2,623	2,252
	2,623	2,363	2,623	2,252

**25. INVESTMENT MATURITIES**

Details of the University's non-property investments at market value by maturity date are as follows:

not later than one year	47,402	31,789	46,244	30,636
later than one year but not later than two years	1,046	1,547	1,046	1,547
later than two years but not later than five years	8,215	8,086	8,215	8,086
later than five years	12,882	8,152	12,882	8,152
sub-total	69,545	49,574	68,387	48,421
No fixed maturity date:				
Shares — unlisted	107	107	107	107
Trustee investments				
sub-total	69,652	49,681	68,494	48,528
Property held for investment	8,215	8,215	8,215	8,215
Total of investments	77,867	57,896	76,709	56,743

# STATEMENT OF CERTIFICATION

---


## University of Tasmania and Controlled Entities

**Management Certificate for the Year Ended 31 December 1997**

### **Statement of Certification**

The accompanying Financial Statements of the University of Tasmania and its controlled entities have been prepared in compliance with the provisions of the Financial Management and Audit Act 1990 from proper accounts and records to present fairly the financial transactions for the period ended 31 December 1997 and the state of affairs as at 31 December 1997.

At the date of signing we are not aware of any circumstances which would render the particulars included in the Financial Statements misleading or inaccurate.



D. McNicol

**Vice-Chancellor and Principal**  
UNIVERSITY OF TASMANIA



R.M. Easter

**Director Financial Services**  
UNIVERSITY OF TASMANIA

# INDEPENDENT AUDIT

---

## Report to The Members of the University Council

University of Tasmania

### Scope

I have audited the financial report of the University of Tasmania comprising Operating, Financial Position and Cash Flows Statements and notes thereto, for the year ended 31 December 1997. The financial statements comprise the accounts of the University and the consolidated accounts of the economic entity, being the University and its controlled entities. The members of the Council of the University of Tasmania are responsible for the financial report. I have conducted an independent audit of the financial report in order to express an opinion on it to the members.

The audit has been conducted in accordance with Australian Auditing Standards to provide reasonable assurance whether the financial report is free of material misstatement. My procedures included examination, on a test basis, of evidence supporting the amounts and other disclosures in the financial report, and the evaluation of accounting policies and significant accounting estimates. These procedures have been undertaken to form an opinion whether, in all material respects, the financial report is presented fairly in accordance with Australian Accounting Standards, other mandatory professional reporting requirements and applicable legislation so as to present a view which is consistent with my understanding of the financial position of the University of Tasmania, the results of its operations and its cash flows.

The audit opinion expressed in this report has been formed on the above basis.

### Audit Opinion

In my opinion the financial report presents fairly in accordance with applicable legislation, Accounting Standards and other mandatory professional reporting requirements, the financial position of the University of Tasmania as at 31 December 1997, and the results of its operations and its cash flows for the year then ended.



A J McHugh  
**Auditor-General**

9 June 1998  
HOBART

TASMANIAN



AUDIT OFFICE

---

The University of Tasmania  
at Hobart

GPO Box 252C

Hobart Tasmania 7001 Australia

Telephone (03) 6226 2101 International +61 3 6226 2101

Facsimilie (03) 6226 7871 International +61 3 6226 7871

The University of Tasmania  
at Launceston

PO Box 1214

Launceston Tasmania 7250 Australia

Telephone (03) 6324 3201 International +61 3 6324 3201

Facsimilie (03) 6324 3799 International +61 3 6324 3799

The University of Tasmania  
North West Centre

PO Box 447

Burnie Tasmania 7320 Australia

Telephone (03) 6430 4949 International +61 3 6430 4949

Facsimilie (03) 6430 4950 International +61 3 6430 4950

© The University of Tasmania 1998

ISSN 1030-3332

Cover Design and Pre-press: Clemenger Tasmania Pty Ltd

Inside Design, Typesetting and Pre-press: Graphic Plus

Printing: Advance Publicity