

2021



2,158 t OF
WASTE SENT TO
LANDFILL

21% RECYCLING
RATE (UP FROM
17% IN 2019
PRE-COVID YEAR)



81 t OF ORGANIC
WASTE (MAINLY FOOD)
DIVERTED FROM
LANDFILL



BELOW THE
43% AVERAGE
FOR AUSTRALIAN UNIVERSITIES

RE-USE PROGRAM



49 t OF REUSED ITEMS (MAINLY OFFICE
FURNITURE)

114% INCREASE FROM PREVIOUS YEAR

136 t OF REUSED ITEMS SINCE THE
START OF THE PROGRAM



7,960 reams OF OFFICE PAPER USED
(▼ 1% SINCE PREVIOUS YEAR)

98% WITH **100% RECYCLED** CONTENT



27% OF OFFICE SUPPLIES FROM OUR MAIN CONTRACTED
SUPPLIER ARE **ECO-CONSCIOUS** PRODUCTS

([HTTPS://WWW.COS.NET.AU/C/SOCIAL-RESPONSIBILITY#NETWORK-FOOTPRINT](https://www.cos.net.au/c/social-responsibility#network-footprint))

2020



1,476 t OF
WASTE SENT TO
LANDFILL

236 t WAS
ORGANIC WASTE
(MAINLY FOOD)

18% RECYCLING
RATE (UP FROM
10% IN THE
PREVIOUS YEAR)



BELOW THE
42% AVERAGE
FOR AUSTRALIAN UNIVERSITIES

RE-USE PROGRAM



23 t OF REUSED ITEMS (MAINLY
OFFICE FURNITURE)

74% INCREASE FROM PREVIOUS YEAR


63 t OF REUSED ITEMS SINCE THE
START OF THE PROGRAM



8,072 reams OF OFFICE PAPER USED
(▼ 62% SINCE PREVIOUS YEAR)

[HIGHLY IMPACTED BY COVID-19]

78% WITH **100% RECYCLED** CONTENT



20% OF PURCHASES FROM OUR MAIN CONTRACTED
SUPPLIER ARE **ECO-CONSCIOUS** PRODUCTS

([HTTPS://WWW.COS.NET.AU/C/SOCIAL-RESPONSIBILITY#NETWORK-FOOTPRINT](https://www.cos.net.au/c/social-responsibility#network-footprint))

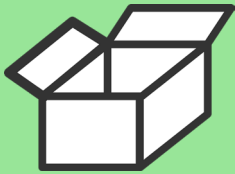


1,521 t OF WASTE SENT TO LANDFILL

243 t WAS ORGANIC WASTE (MAINLY FOOD)

13% RECYCLING RATE (NO MAJOR CHANGE IN THE LAST 5 YEARS)

BELOW THE 40% AVERAGE FOR AUSTRALIAN UNIVERSITIES



118 t PAPER AND CARDBOARD



52 t COMINGLE



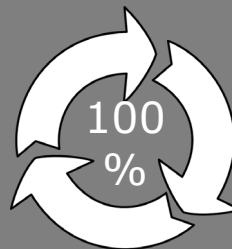
2 t METAL, SAWDUST AND OTHERS



10 t E-WASTE

21,825 reams OF OFFICE PAPER USED (▼ 18% SINCE PREVIOUS YEAR)

99% WITH 100% RECYCLED CONTENT



26% OF PURCHASES FROM OUR MAIN CONTRACTED SUPPLIER ARE PLANET FRIENDLY PRODUCT LINES

([HTTPS://WS01.COS.NET.AU/C/SOCIAL-RESPONSIBILITY#ECO-CONSCIOUS-PRODUCTS](https://ws01.cos.net.au/c/social-responsibility#eco-conscious-products))



RE-USED



DONATED



RECYCLED

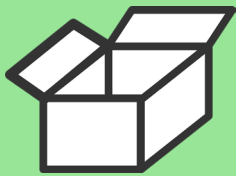


1,561 t OF WASTE SENT TO LANDFILL

250 t WAS ORGANIC WASTE (MAINLY FOOD)

10% RECYCLING RATE (NO MAJOR CHANGE IN THE LAST 5 YEARS)

BELOW THE **40%** AVERAGE FOR AUSTRALIAN UNIVERSITIES



108 t
PAPER AND CARDBOARD



54 t
COMINGLE



6 t
METAL, SAWDUST AND OTHERS



11 t
E-WASTE



RE-USED



DONATED

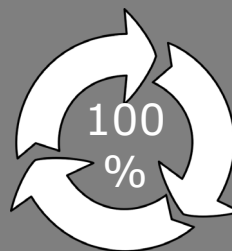


RECYCLED

26,602 reams OF OFFICE PAPER USED (▼ 25% SINCE PREVIOUS YEAR)



96% WITH **100%** RECYCLED CONTENT



25% OF PURCHASES FROM OUR MAIN CONTRACTED SUPPLIER ARE **PLANET FRIENDLY** PRODUCT LINES

([HTTPS://WS01.COS.NET.AU/C/SOCIAL-RESPONSIBILITY#ECO-CONSCIOUS-PRODUCTS](https://ws01.cos.net.au/c/social-responsibility#eco-conscious-products))

