




# MINING MAZE

Looking at pictures of mines, made us think of mazes. We have created some for you to try and encourage you to join in and make one too!



# MINING MAZE


Looking at pictures of mines, made us think of mazes. We have created some for you to try and encourage you to join in and make one too!



# MINING MAZE


Help the miner  
reach the gold.

Start →




# MINING MAZE


Help the \_\_\_\_\_  
reach the \_\_\_\_\_



Draw your character here



# MINING MAZE




Draw your character here



Draw your maze here

# DRAWING A MAZE



## One way to draw a maze

1. Using a pencil, draw your outline shape - a square is easy.
2. Erase two holes to be the entrance and exit of your maze.
3. Draw another square inside your bigger square and erase some holes in that too (try 3 or 4 holes)
4. Now try different shapes inside the square and erase holes in that too.
5. Decide where you want the only correct pathway to be.
6. Now close off other pathways so you can't get through. See the maze on this page for ideas.